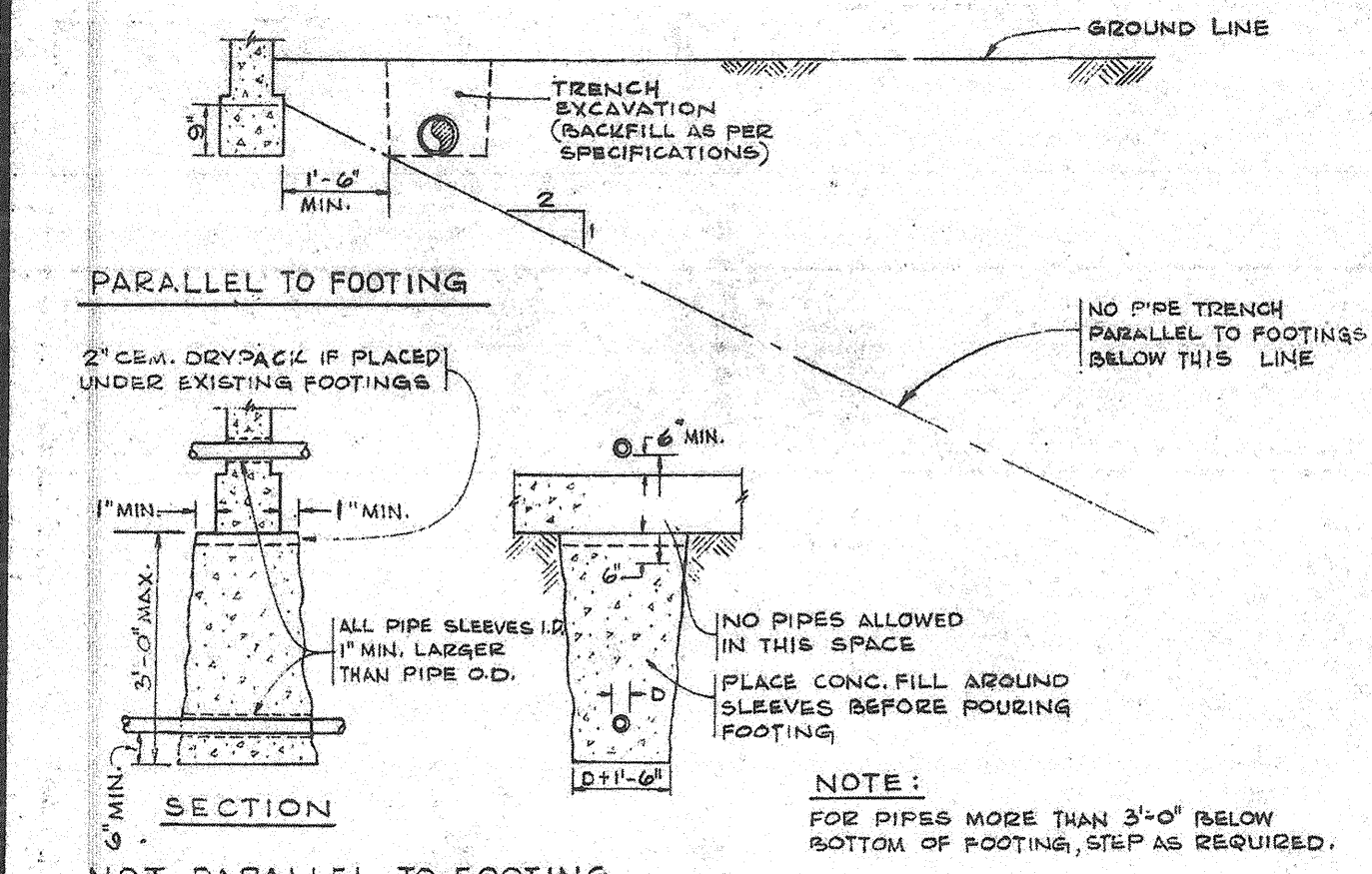
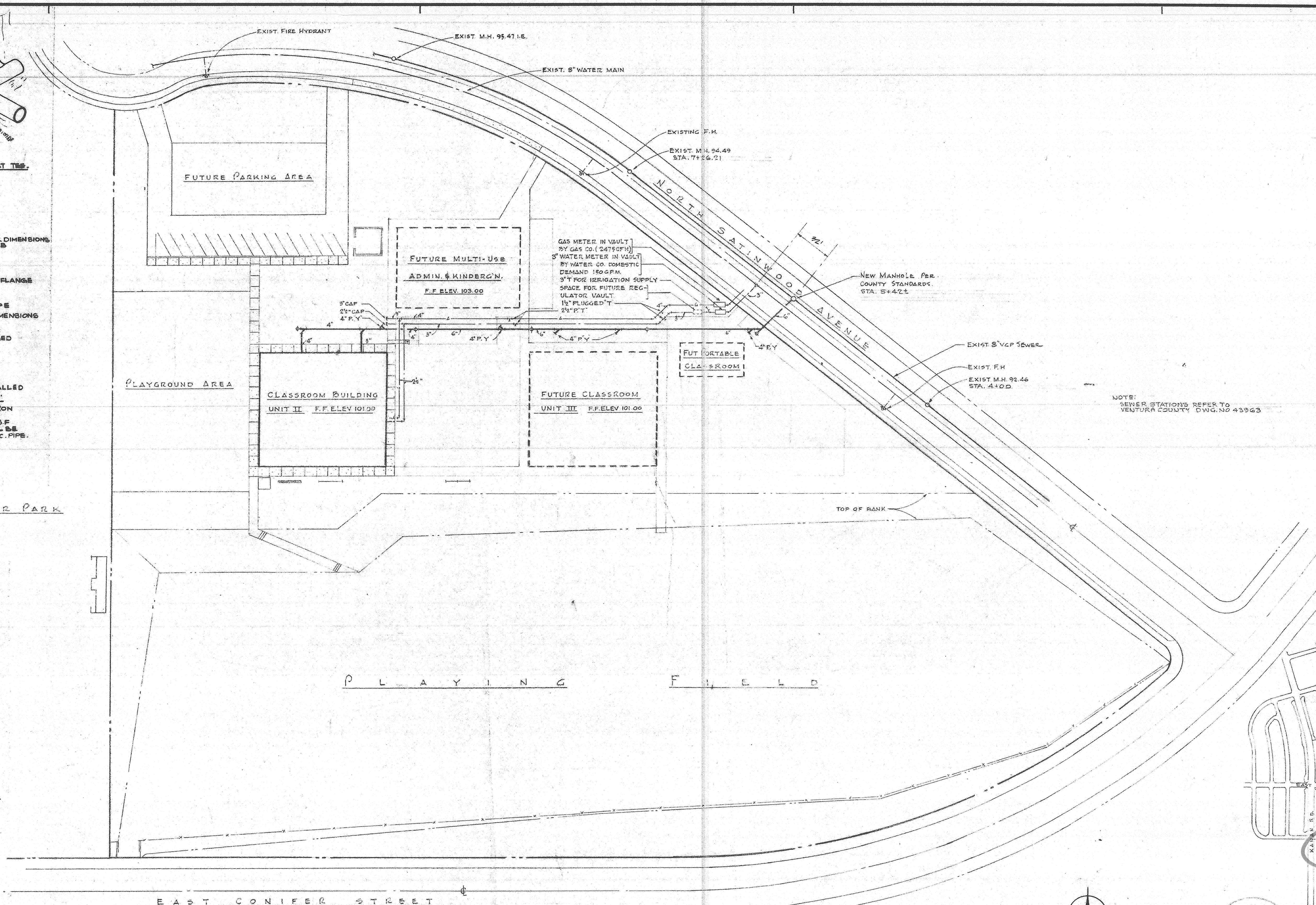


A CONCRETE THRUST BLOCK DETAILS
NOT TO SCALE



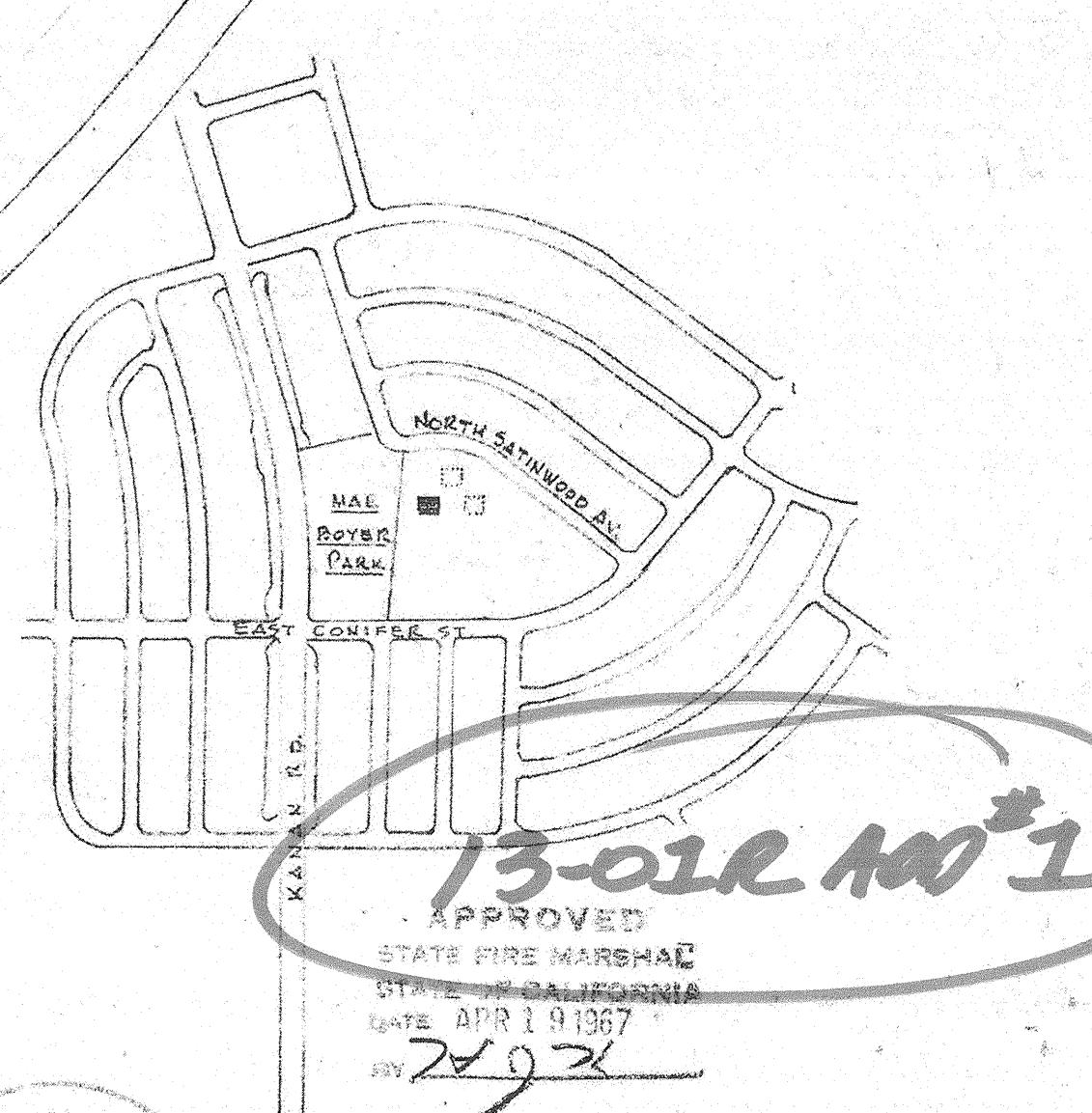
B TYPICAL PIPE INSTALLATION AT CONCRETE FOOTINGS
NO SCALE



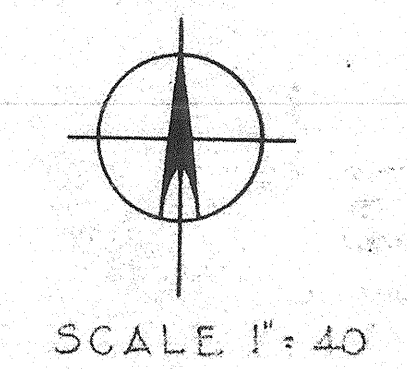
PLUMBING SYMBOLS & ABBREVIATIONS

SW	SOIL & WASTE ABOVE GRADE
SD	SOIL & WASTE BELOW GRADE
IND	INDUSTRIAL WASTE
S.D.	STORM DRAIN
S.V.	SANITARY VENT
C.W.	COLD WATER
H.W.	HOT WATER
H.W.R.	HOT WATER RETURN
T.W.	TEMPERATURE WATER
T.W.R.	TEMPERATURE WATER RETURN
S.W.	SOFT WATER
S.P.	FIRE SPRINKLER LINE
C.S.P.	COMBINATION STANDPIPE
W.S.P.	WET STANDPIPE
A.L.	AIR LINE
I.W.	INDUSTRIAL WATER
I.L.	IRRIGATION LINE
F.G. (L.P.)	FUEL GAS (LOW PRESSURE)
F.G. (H.P.)	FUEL GAS (HIGH PRESSURE)
S.O.V.	SHUT-OFF VALVE OR GATE VALVE
C.V.	CHECK VALVE
G.V.	GLOBE VALVE
S.C.V.	GAS COCK
B.C.	BALANCING COCK
P.R.V.	PRESSURE REDUCING VALVE
P.R.E.L.V.	PRESSURE RELIEF VALVE
P.T.B.E.L.V.	PRESS. & TEMPERATURE RELIEF VALVE
U.	UNION
C.O.	CLEANOUT
W.C.	WALL CLEANOUT
H.B.	HOSE BIB
R.I.S.E.	R.I.S.E.
D.N.	D.R.O.P.
A.B.V.	ABOVE
A.S.B.	ACCESS BOX
A.P.	ACCESS PANEL
B.E.L.	BELOW
C.O.N.T.	CONTINUATION
C.O.G.S.	CLEANOUT TO GRADE
C.L.S.	CEILING
C.I.	CAST IRON
C.B.	CATCH BASIN
D.S.P.	DOWNSPOUT
E.X.P.	EXPOSED
E.H.C.I.	EXTRA HEAVY CAST IRON
F.H.	FIRE HYDRANT
F.H.C.	FIRE HOSE CABINET
F.H.S.	FIRE HOSE SACK
F.E.	FIRE EXTINGUISHER
F.E.C.	FIRE EXTINGUISHER CABINET
F.F.	FINISHED FLOOR
F.F.C.	FINISHED GRADE
F.F.L.	FINISHED FLOOR
I.E.	INVERT ELEVATION
M.H.	MANHOLE
N.I.C.	NOT IN CONTACT
P.T.	PLUGGED TEE
P.Y.	PLUGGED WYE
R.I.C.	ROUGH-IN & CONNECT
S.	SOIL
V.	VENT
V.E.	VENT PIPE
V.T.R.	VENT THROUGH ROOF
W.	WASTE
A.E.	ACID RESISTANT
C.M.B.W.E.V.	COMBINATION WASTE & VENT

NOTE: SEWER STATIONS REFER TO VENTURA COUNTY DWG. NO 43363



APPROVED
STATE FIRE MARSHAL
STATE OF CALIFORNIA
DATE APR 19 1967
BY [Signature]



VENTURA COUNTY SUPERINTENDENT OF SCHOOLS
DATE: 3/27/67

28753 APPROVED APR 19 1967
HARRY BELANSON
C1090

DMJM
DANIEL, MANN, JOHNSON, & MENDENHALL
3325 WILSHIRE BLVD. • LOS ANGELES, CALIF. 90005 • DUNKIRK 1-3663
PLANNING & ARCHITECTURE & ENGINEERING & SYSTEMS

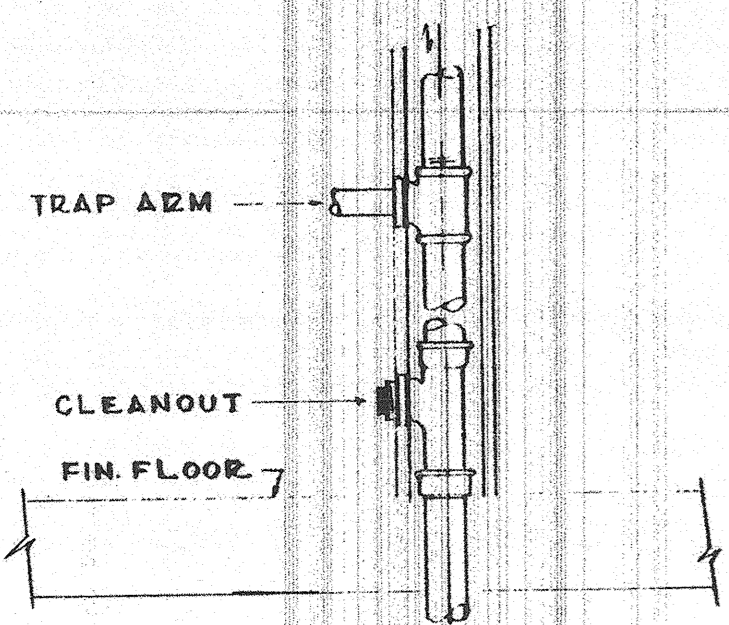
PREPARED FOR
SIMI VALLEY UNIFIED SCHOOL DISTRICT
VENTURA COUNTY CALIFORNIA

JOB TITLE
BROOKSIDE ELEMENTARY SCHOOL
SHEET TITLE
PLUMBING PLOT PLAN & DETAILS

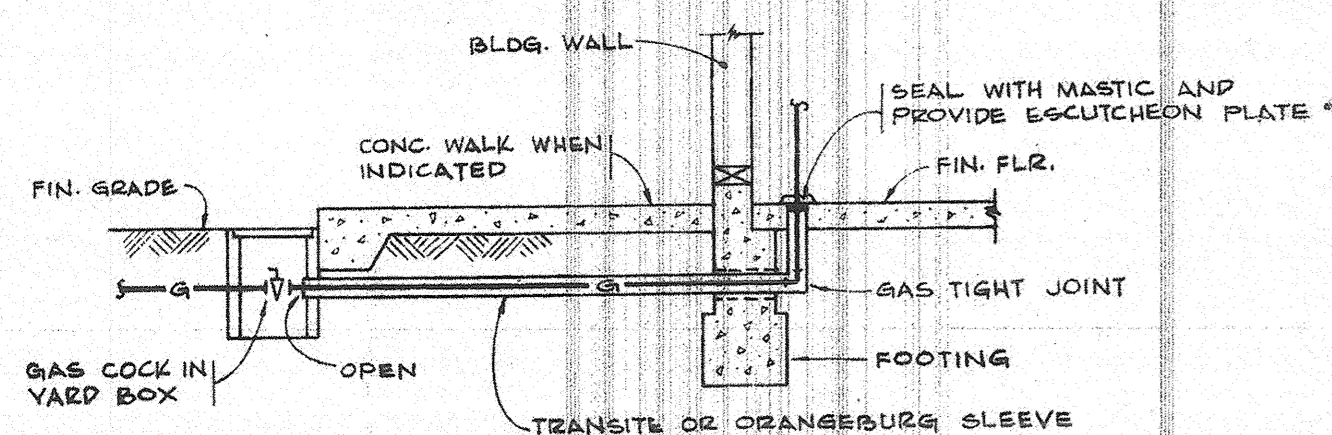
REVISION	DATE	DESCRIPTION	DPTM

DRAWN BY: L. MERRZ
JOB NO.: 47-26-1
CHECKED BY: H. WRAY
SHEET NO.: 15-1
APPROVED BY: J. HURF
DATE: APR 19 1967

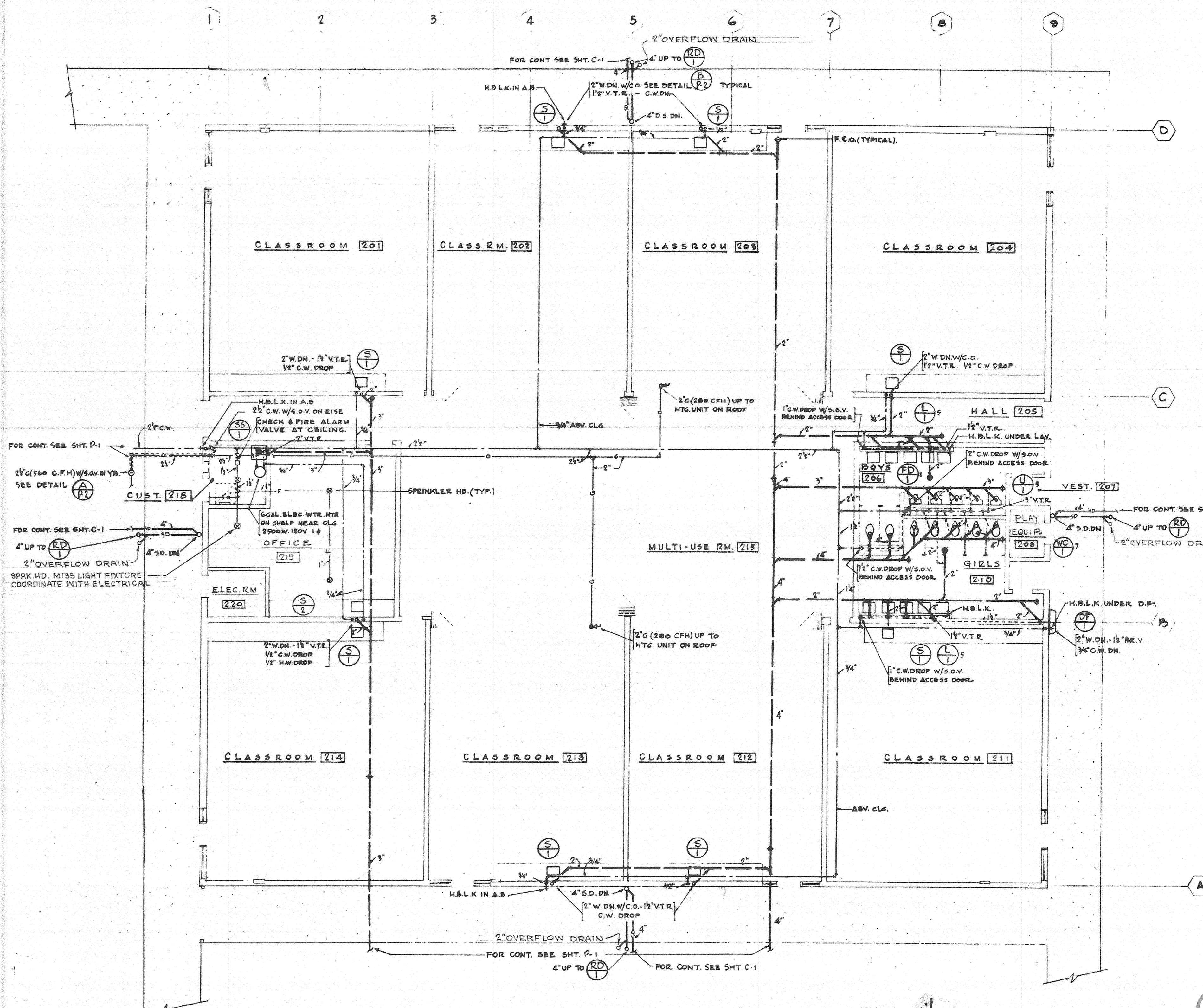
13-01R 100*1
13-01R 100



B
WALL CLEANOUT BELOW SINK
NO SCALE

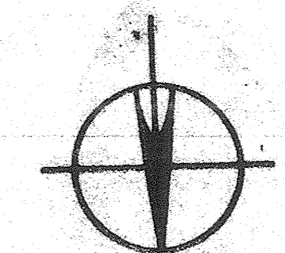


A
TYPICAL DETAIL OF
GAS PIPE SLEEVE
NO SCALE



FLOOR PLAN - UNIT II

SCALE 1/8" = 1'-0"



PLUMBING FIXTURE SCHEDULE							
FIXTURE	ITEM NO.	WASTE	TRAP	VENT	C.W.	H.W.	REMARKS
WATER CLOSET	WC 1	4"	INT.	2"	1"	-	
URINAL	U 1	2"	2"	2"	1"	-	
LAVATORY	L 1	2"	1 1/2"	1 1/2"	1/2"	-	
DRINKING FOUNTAIN	DF 1	2"	1 1/2"	1 1/2"	1/2"	-	
SINK	S 1	2"	1 1/2"	1 1/2"	1/2"	-	
SINK	S 2	2"	1 1/2"	1 1/2"	1/2"	1/2"	
SERVICE SINK	SS 1	3"	3"	2"	3/4"	3/4"	
FLOOR DRAIN	FD 1	2"	2"	2"	-	-	
ROOF DRAIN	RD 1	4"	-	-	-	-	

13-01R ADD #1

VENTURA COUNTY
SUPERINTENDENT OF SCHOOLS
BY: [Signature]
DATE: 3-16-67



DMJM

 Daniel Mann, Johnson, & Mendenhall
 3325 Wilshire Blvd. • Los Angeles, Calif., 90005 • Dunkirk 1-3663
 Planning • Architecture • Engineering • Systems

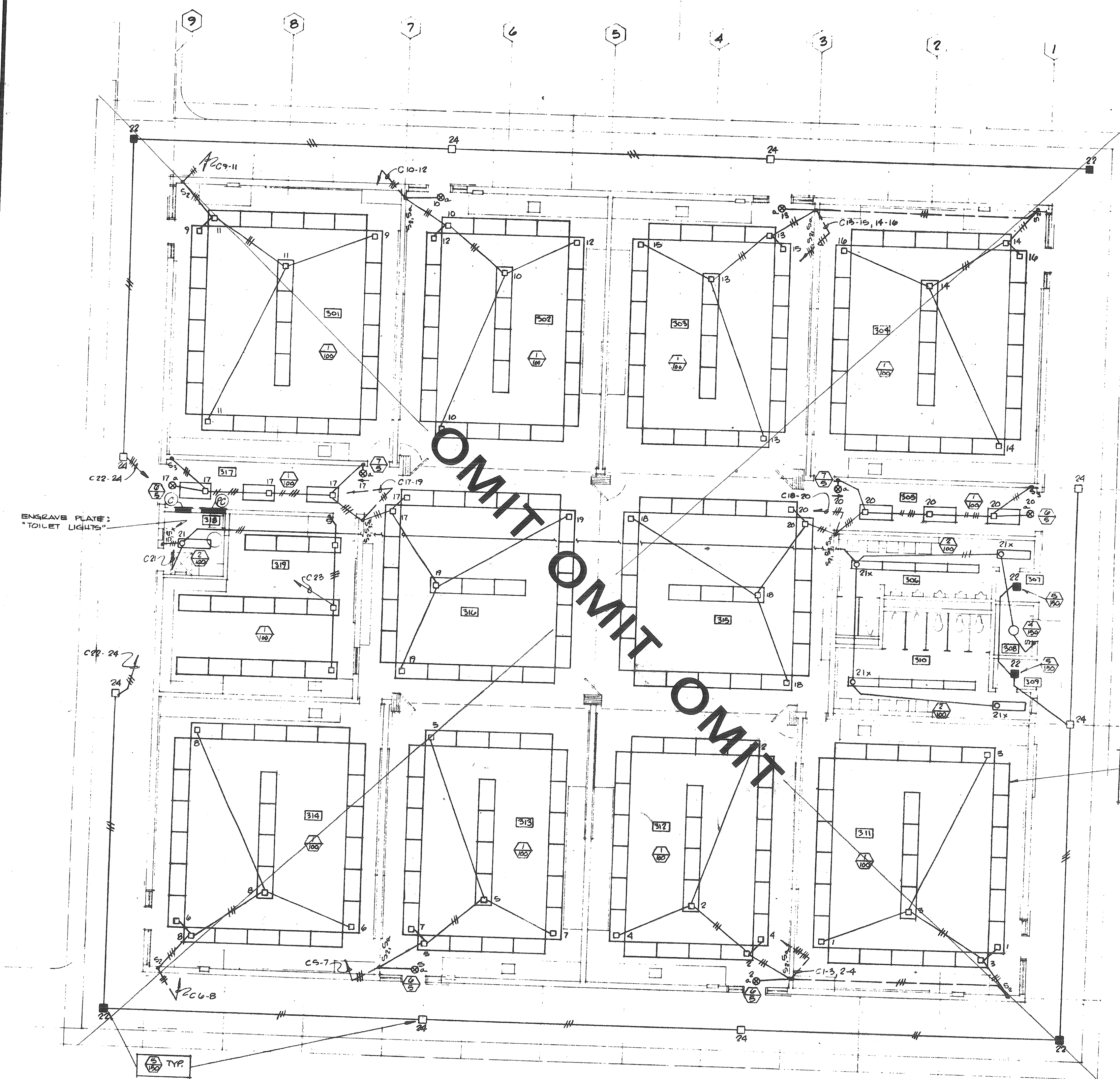
PREPARED FOR
SIMI VALLEY UNIFIED SCHOOL DISTRICT
VENTURA COUNTY
CALIFORNIA

JOB TITLE
BROOKSIDE ELEMENTARY SCHOOL
 SHEET TITLE
PLUMBING - UNIT II FLOOR PLAN

DRAWN BY
 L. MERZ
 CHECKED BY
 H. WELAY
 APPROVED BY
 J. HUFF

JOB NO.
47-26-1
 SHEET NO.
13-2
 DATE
 APR 19 1967

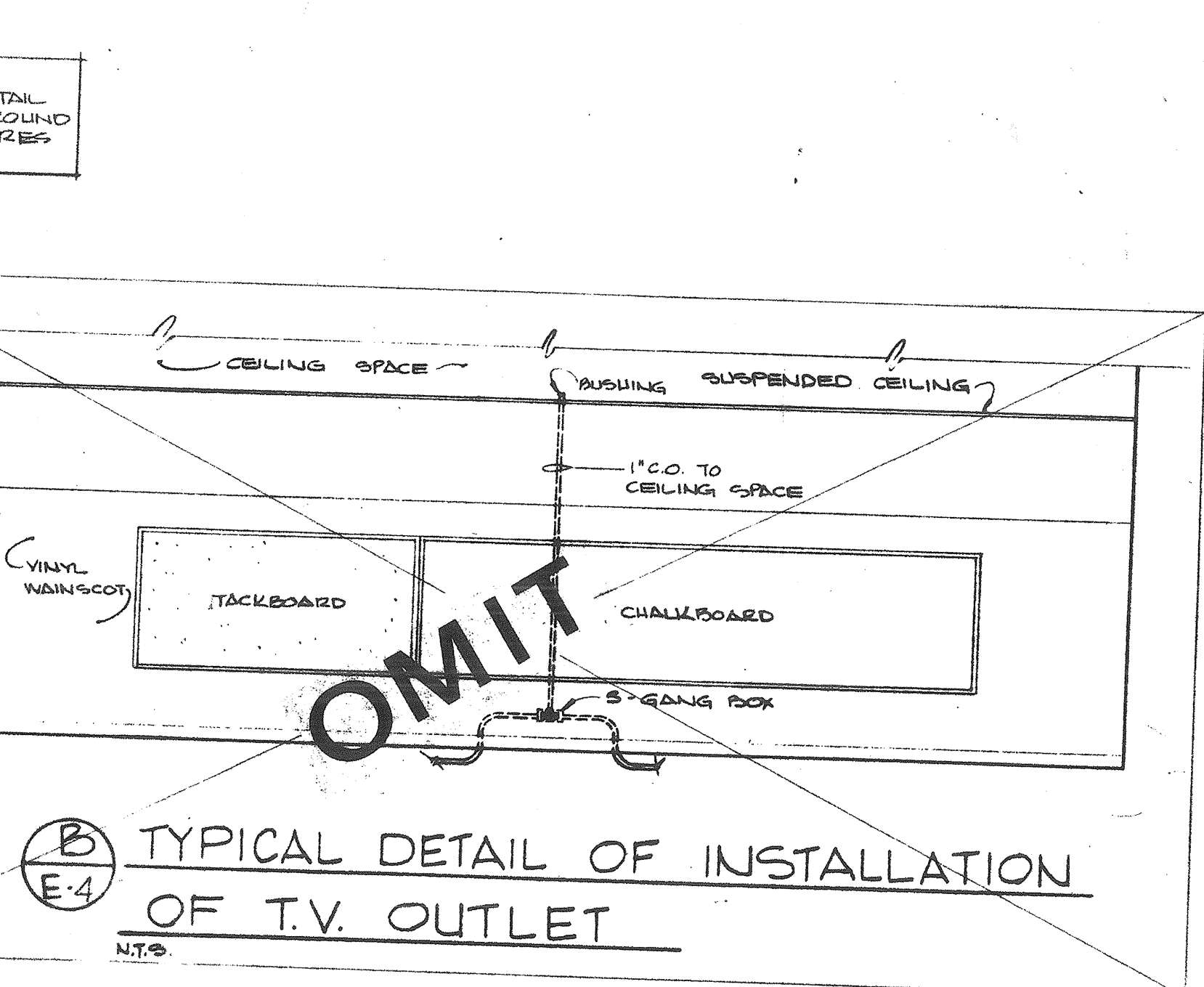
FLOOR PLAN 13-01R



A LIGHTING PLAN - UNIT II
 SCALE = 1/8" = 1'-0"
 E-4

PANEL C TYPE NQB BUS SIZE 225A
 VOLTAGE 120/208V, 3φ, 4W LOCATION HALL 217
 MAIN BREAKER NONE

CMT. NO.	CMT. BKR.	OUTLETS LTS./REC./OTHER	WATTAGE			REMARKS
			A	B	C	
1	120A-1P	12	1200			ROOM # 311
2	13					312
3	14					313
4	12		1400			314
5	13		1200			315
6	12			1200		316
7	12		1200			317
8	14					318
9	12		1410			319
10	13		1200			320
11	14		1205			321
12	12			400		322
13	13		1205			323
14	14		1400			324
15	12		1200			325
16	13		1200			326
17	15			510		327 & 317
18	13			1300		318
19	15			1300		319
20	15			1510		315 & 305
21	12					2MS. 300, 308, 310, 318
22	13					LATE NIGHT LIGHTS
23	13					ROOM 319
24	13					ROOMS 301, 302
25	13		800			313, 314
26	13		800			303, 304
27	13		800			311, 312
28	13		800			303, 304
29	13		800			311, 312
30	13		800			303, 304
31	13		800			311, 312
32	13		800			313, 314
33	13		800			315, 316
34	13		670			1/4 HP EXH. FAN ON ROOF
35	13		800			ROOMS 315, 316
36	13		800			ROOM 219
37	13		700			W.P. EXTERIOR & RM. 218
38	13		500			ROOM 219
39	13		500			W.P. EXTERIOR
40	13		100			T.V. TERM. CABT.
41	13		2500			WATER HEATER
42	13		500			1/4 HP EXH. FAN ON ROOF
TOTAL			14,430	15,225	15,915	43770W @ 208V = 121A



B TYPICAL DETAIL OF INSTALLATION
 OF T.V. OUTLET
 N.T.S.
 E-4

PANEL AB TYPE NQB BUS SIZE 225A
 VOLTAGE 120/208V, 3φ, 4W LOCATION ROOM 116
 MAIN BREAKER 400A-3P NON-AUTO

CMT. NO.	CMT. BKR.	OUTLETS LTS./REC./OTHER	WATTAGE			REMARKS
			A	B	C	
1	22A-1P	12	1200			ROOM # 121
2	9		1300			EARLY NITE LIT & SIGN
3	10		1300			ROOM # 117 & 118
4	9		1300			EARLY NITE LIGHTS
5	7			900		2MS. 110, 119 & 120
6	11			1250		LATE NITE LIGHTS
7	1		800			PARKING LOT
8	1		500			ROOM 121
9	1			500		SPARE R2
10	1			500		ROOM 121
11	1			200		INTERCOM SYSTEM
12	1			400		SOUND EQUIP RACK
13	5		1000			RM 117 & 120
14	5		500			121
15	4			300		117 & 118
16	1			500		121
17	1			500		
18	1			500		
19	1			800		
20	1			500		
21	15A-1P			500		1/4 HP EXH. FAN
22	15A-1P			1000		RM. 121
23	15A-1P			600		1/4 HP EXH. FAN
24	1			500		
25	15A-1P			500		TV EQUIP
26	1					SPACE
27	1			500		TEL. EQUIP
28	1					SPACE
29	1					
30	1					SPACE
31	1					
32	1					SPACE
33	1					
34	1					
35	1					
36	1					
37	100A-3P		7290	8430	6000	PANEL "A"
38	150A-3P		14200	11800	12600	PANEL "AC"
39						
40						
41						
42						
TOTAL			29400	26630	23230	BOTTOM = 223A

PANEL AC TYPE NQB BUS SIZE 225A
 VOLTAGE 120/208V, 3φ, 4W LOCATION HALL 124
 MAIN BREAKER NONE

CMT. NO.	CMT. BKR.	OUTLETS LTS./REC./OTHER	WATTAGE			REMARKS
			A	B	C	
1	20A-1P	12	1200			RM 123 & 124
2	1		500			WALL TO BULK
3	1			200		PLT PAN
4	20A-1P	15		1150		1/2 HP MOTOR
5	20A-1P	15		1500		RM 125, 127 & 128 ARE
6	1			500		KITCHEN
7	20A-3P	1	1600			5/8 HP EXHAUST FAN
8	30A-3P	1	4000			12KW BOOSTER
9	1			1600		
10	1			4000		
11	1			1400		
12	1			4000		
13	15A-3P		450			1HP DISHWASHER
14	30A-1P		1150			1/2 HP DISPOSAL
15	30A-1P			450		
16	1			1150		1/2 HP DISPOSAL
17	1			450		
18	20A-1P			1600		3/4 HP OVEN
19	20A-1P			500		SEWING LINE
20	1			500		
21	1			500		KITCHEN
22	1			500		SEWING LINE
23	1			500		KITCHEN
24	1			500		CASH REGISTER
25	1			500		OFFICE CONTROL
26	1			500		KITCHEN
27	1			600		RM. 125
28	1			500		TRASH ACEN
29	15A-1P			320		1/4 HP LOG. PUMP
30	1			600		1/4 HP EXH. FAN
31	15A-3P			670		1/4 HP EXHAUST FAN, EXH
32	15A-3P			450		1/4 HP EXHAUST FAN, EXH
33	1			450		1/4 HP EXHAUST FAN, EXH
34	1			450		1/4 HP EXHAUST FAN, EXH
35	1			450		1/4 HP EXHAUST FAN, EXH
36	1			450		1/4 HP EXHAUST FAN, EXH
37	1			450		1/4 HP EXHAUST FAN, EXH
38	20A-1P			1500		WALL-TN BOX
39	1					SPACE
40	1					
41	1					
42	1					
TOTAL			14680	11800	12600	39040W = 110A

PANEL PC TYPE GDP BUS SIZE 400A
 VOLTAGE 120/208V, 3φ, 4W LOCATION HALL 217
 MAIN BREAKER 400A-3P NON-AUTO

CMT. NO.	CMT. BKR.	OUTLETS LTS./REC./OTHER	WATTAGE			REMARKS
			A	B	C	
1	25A-3P		10,000	10,000	10,000	A/G UNIT AC-4
2	20A-3P		15,000	15,000	15,000	A/G UNIT AC-3
3	15A-3P		14,250	13,225	15,915	PANEL "C"
4	225A-3P					SPACE ONLY
5	20A-1P					KEY CONTROLS
6						REINFORCED CONCRETE
7						SPACE
8	1P					SPACE
9						
10						
11						
12						
13						
14						
15						
16						
17						
18						
19						
20						
21						
22						
23						
24						
TOTAL			38730	38725	42915	119,270W @ 208V = 591A

DMJM
DANIEL, MANN, JOHNSON, & MENDENHALL
 3325 WILSHIRE BLVD. • LOS ANGELES, CALIF., 90005 • DUNKIRK 1-3663
 PLANNING • ARCHITECTURE • ENGINEERING • SYSTEMS

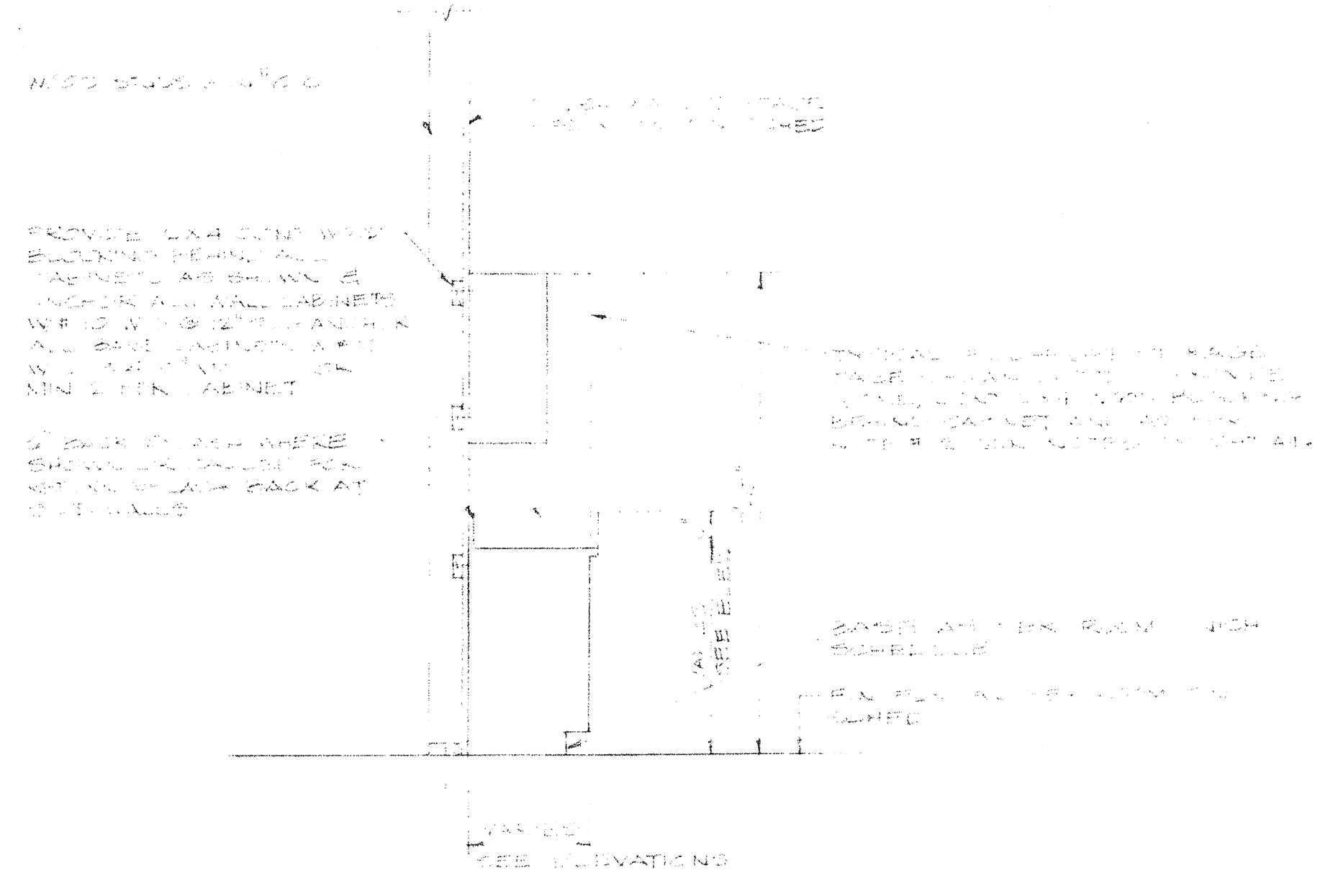
PREPARED FOR
SIMI VALLEY UNIFIED SCHOOL DISTRICT
VENTURA COUNTY
 CALIFORNIA

PROFESSIONAL ENGINEER
 C.S. MICHIE
 VENTURA COUNTY SUPERINTENDENT OF SCHOOLS
 BY: [Signature]
 DATE: 9-21-67

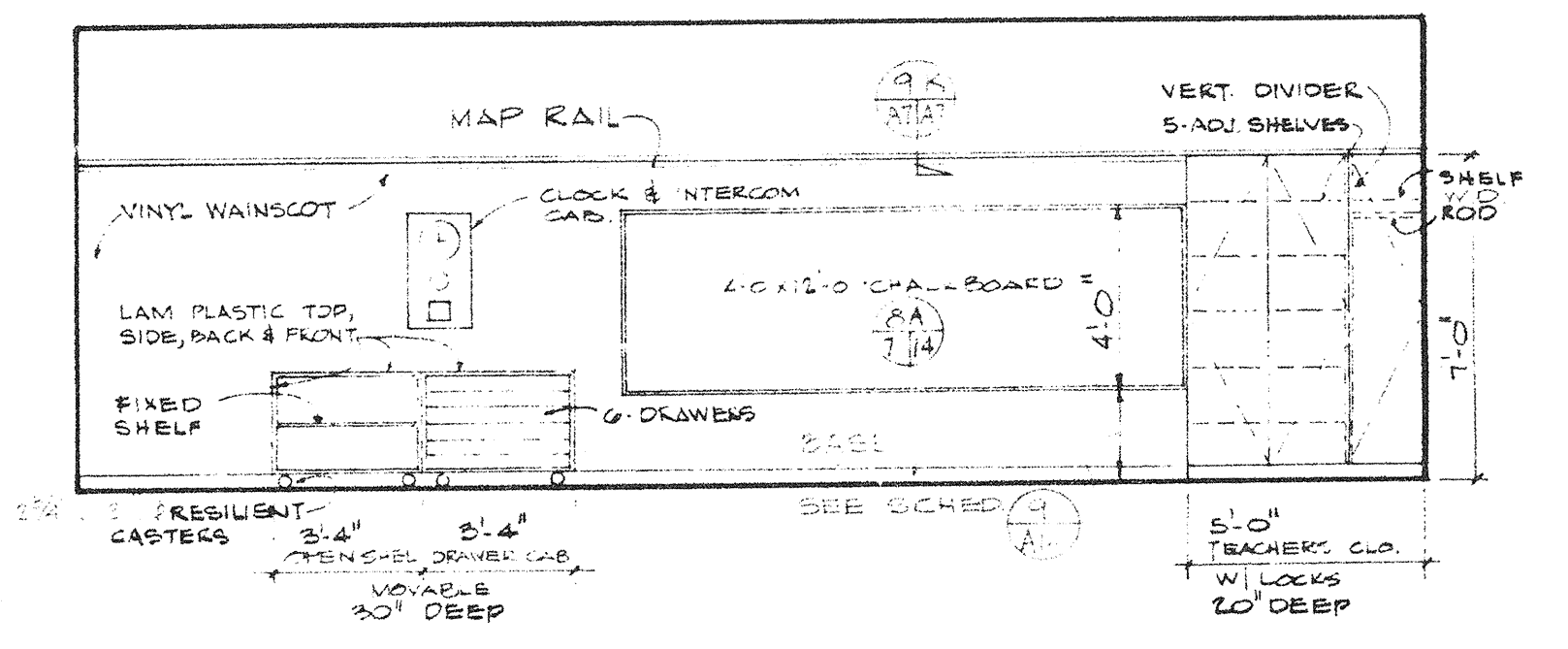

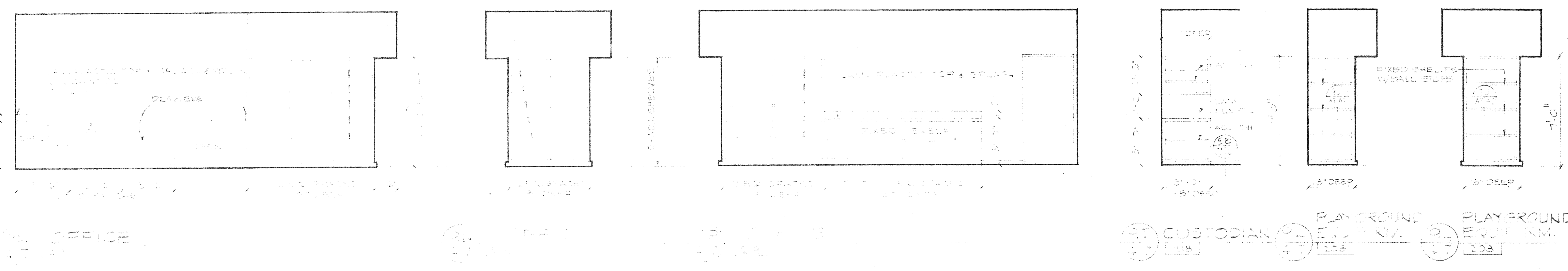
BROOKSIDE ELEMENTARY SCHOOL
 PANEL SCHEDULE C

REVISION DATE DESCRIPTION DPTN
 DRAWN BY P. EDWARDS JOB NO. 47-26-2
 CHECKED BY F. BRAUN SHEET NO. 16-4

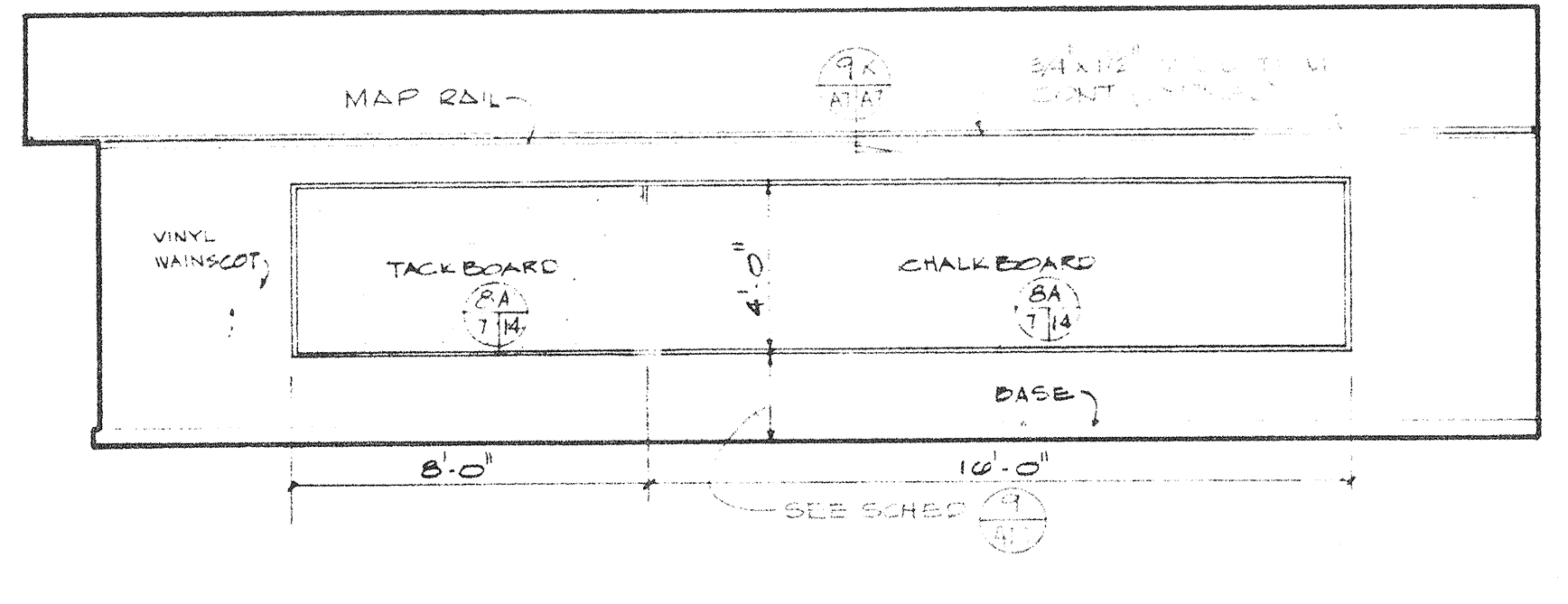
13-012 710-51



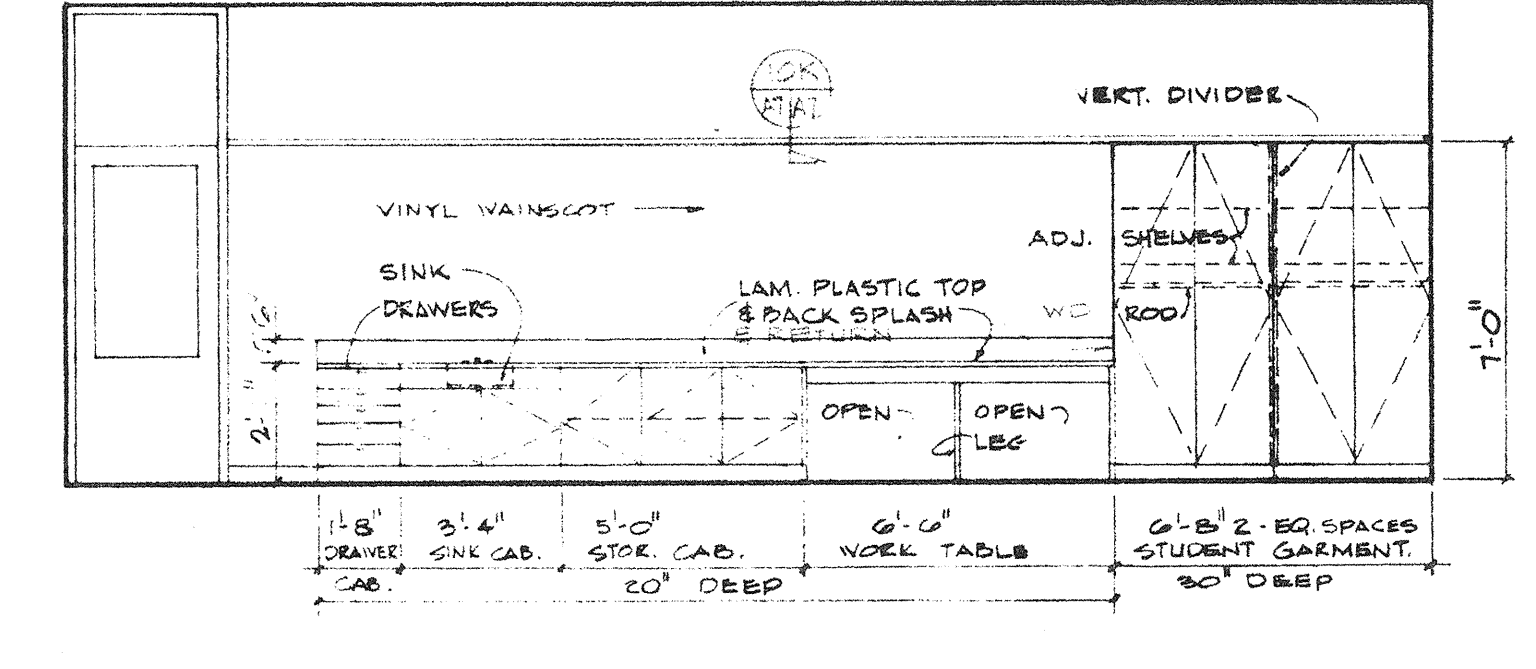
TYPICAL CABINET ANCHORAGE DETAIL
1/2" x 1/2"



100 CLASSROOM
417 211

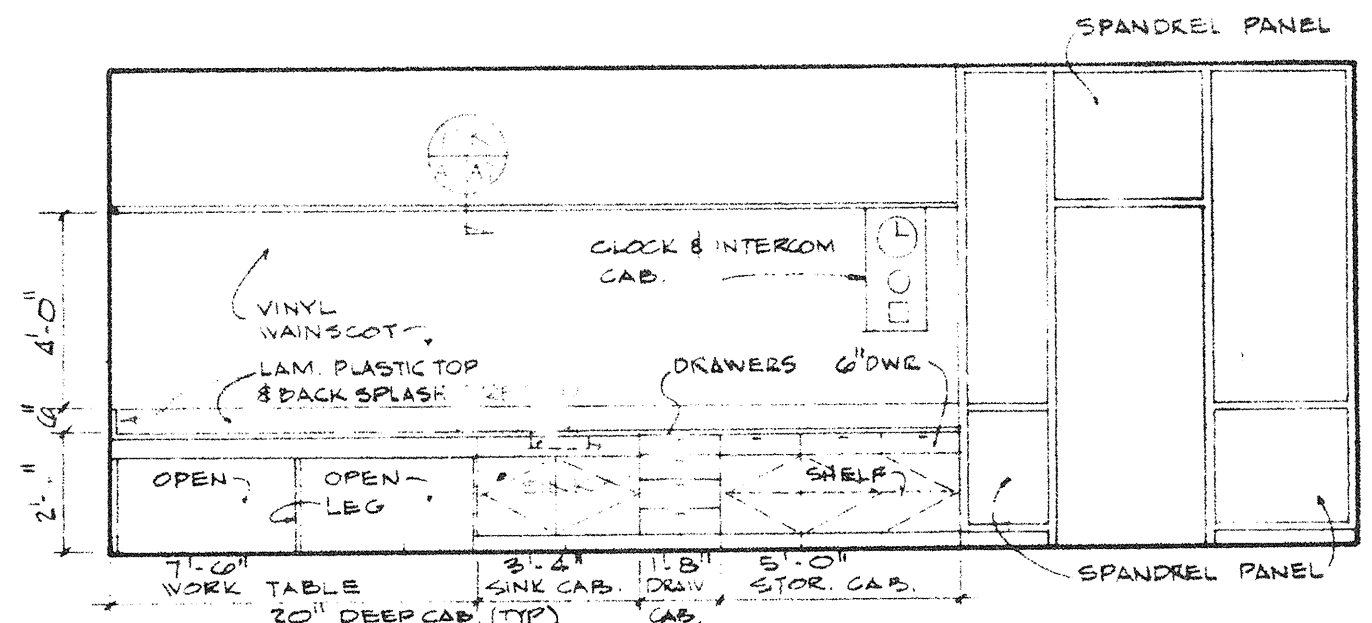


100 CLASSROOM
417 211

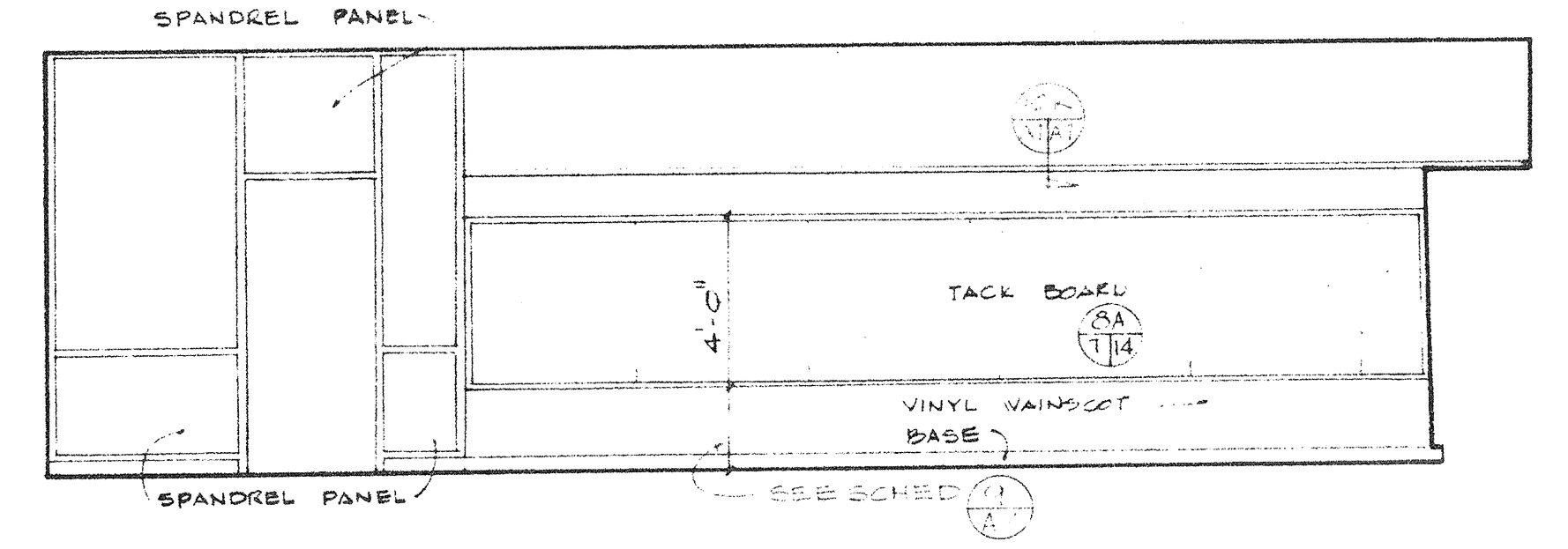


10E CLASSROOM
417 211

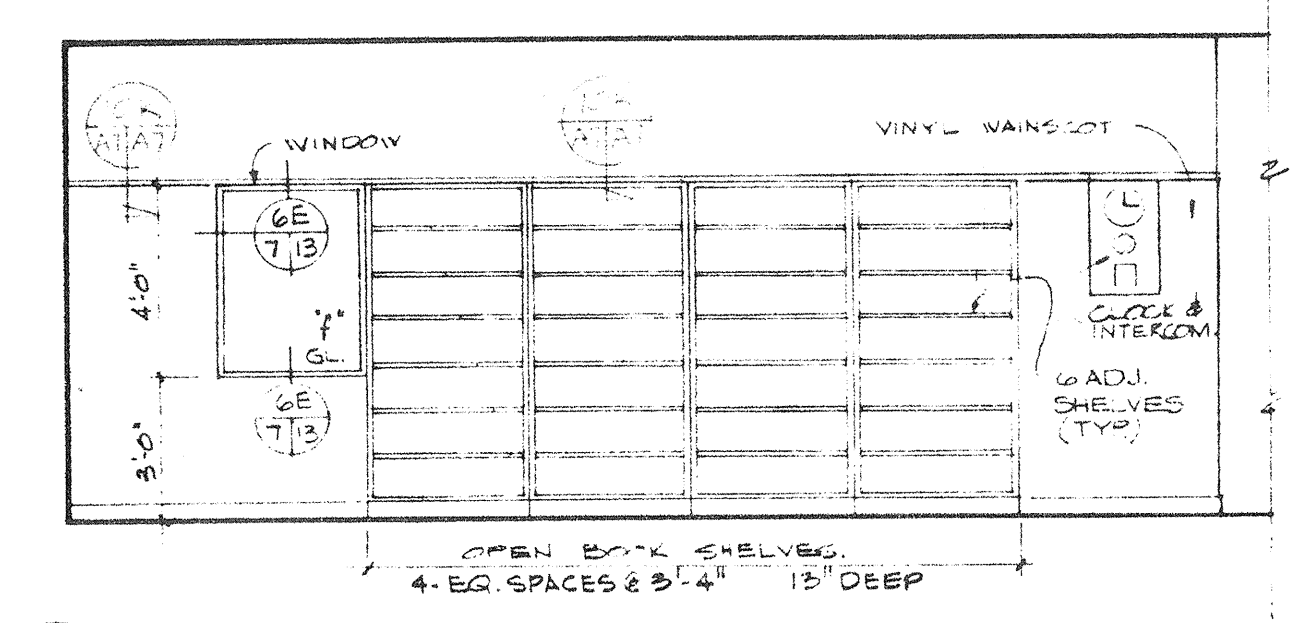
NOTE:
1. ALL CABINETS SHOWN ON THIS DRAWING SHALL BE OF A QUALITY THAT WILL HOLD AN 80 LB. WEIGHT.
2. ALL SHELVES SHALL BE 1/2\"/>



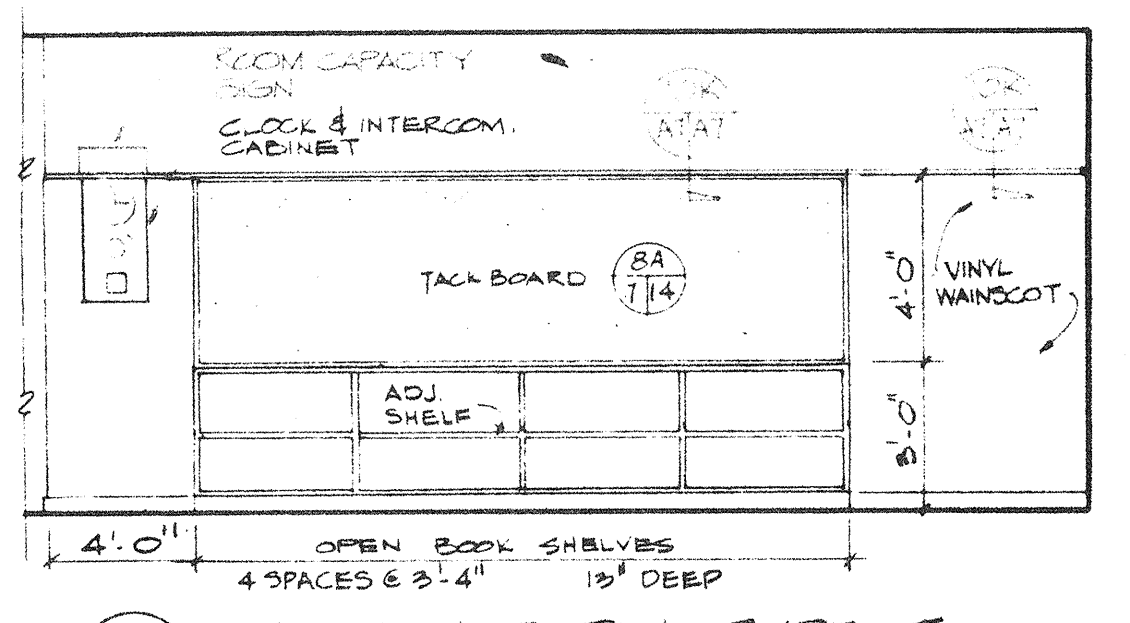
10F CLASSROOM
417 215 215



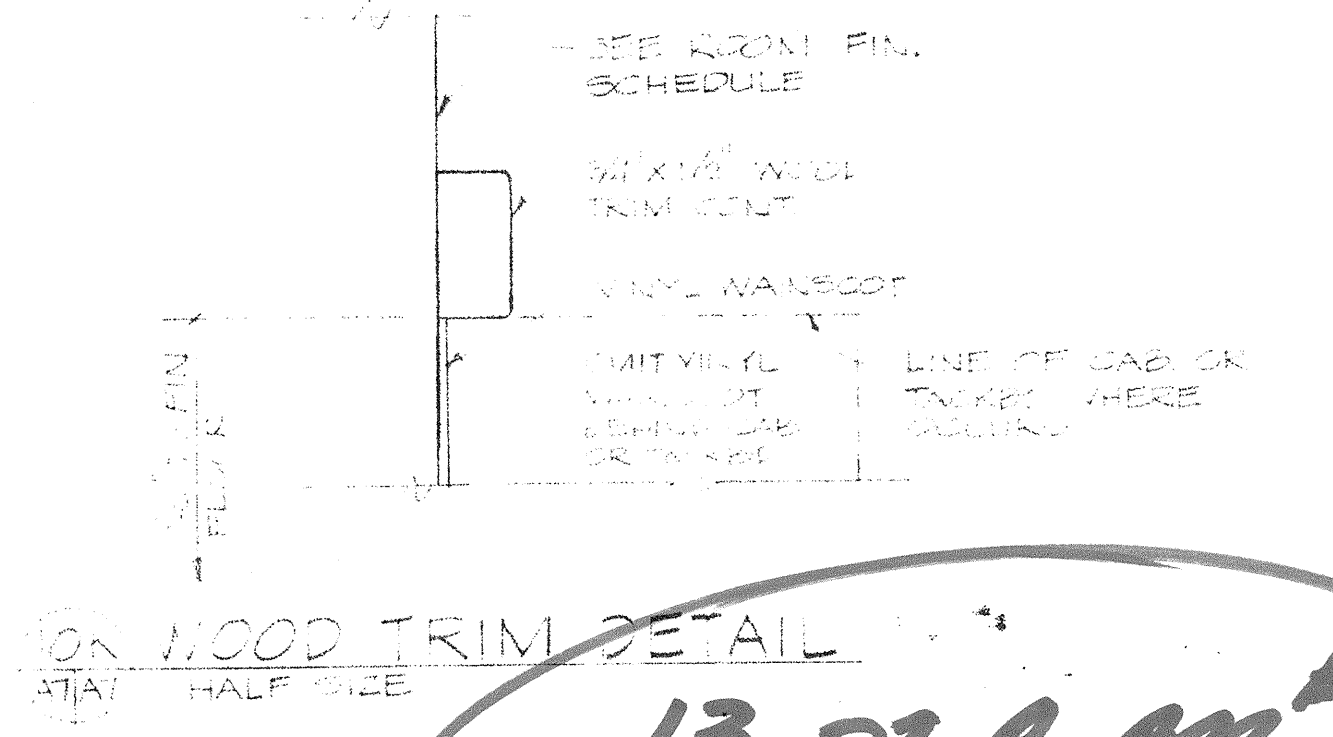
10G CLASSROOM
417 214



10H MULT-USE RM. TYPE I
417 215



10J MULT-USE RM. TYPE II
417 215



13-01 R AD #1

VENTURA COUNTY SUPERINTENDENT OF SCHOOLS		REVISION	DATE	DESCRIPTION	DTN
BY:					
DATE:					

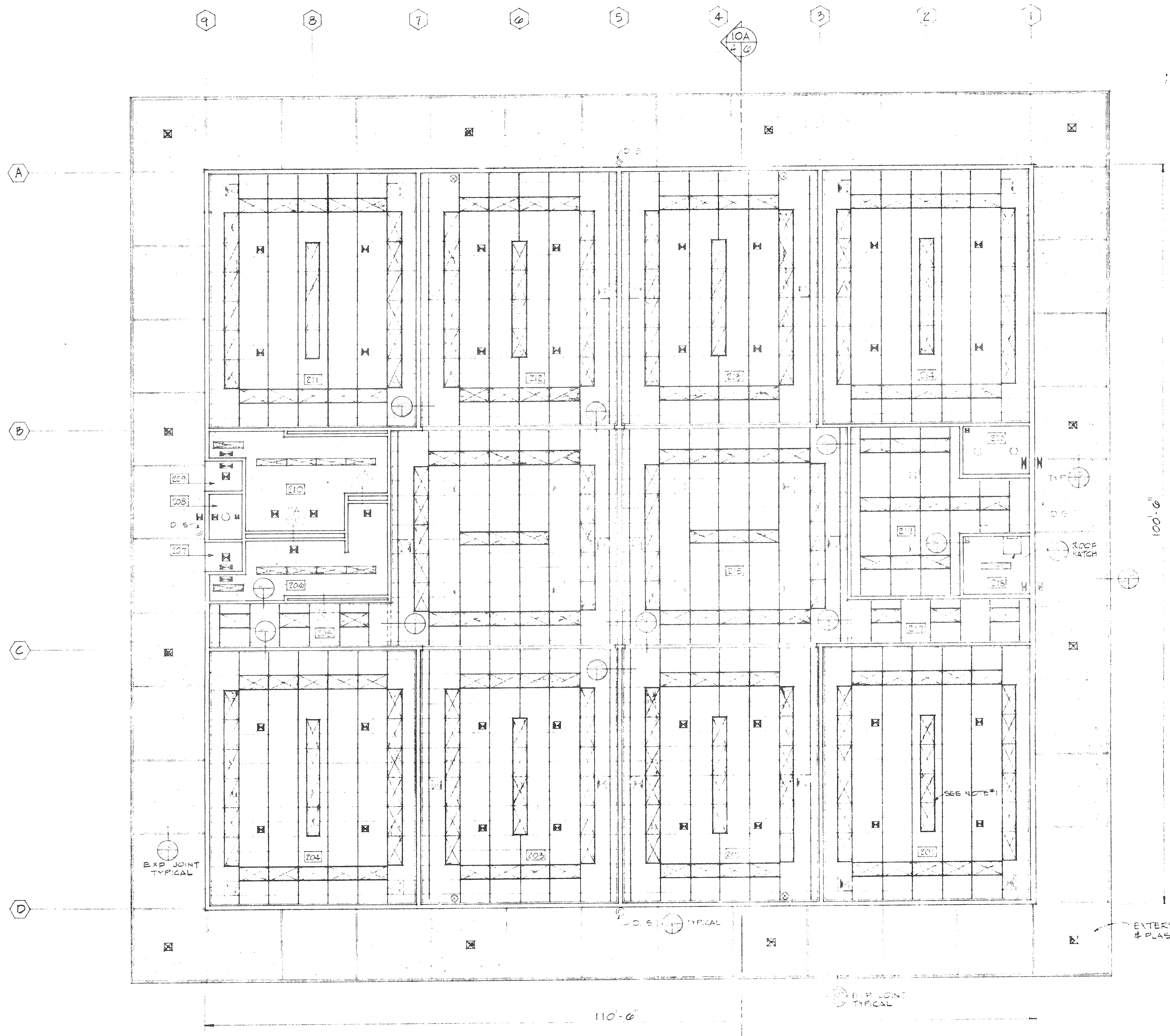
DMJM
DANIEL, MANN, JOHNSON, & MENDENHALL
3325 WILSHIRE BLVD. • LOS ANGELES, CALIF., 90005 • DUNKIRK 1-3663
PLANNING & ARCHITECTURE & ENGINEERING & SYSTEMS

PREPARED FOR
SIMI VALLEY UNIFIED SCHOOL DISTRICT
VENTURA COUNTY CALIFORNIA

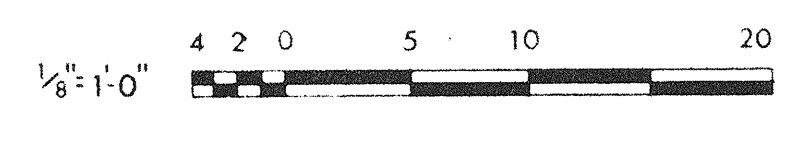
JOB TITLE
BROOKSIDE ELEMENTARY SCHOOL
SHEET TITLE
INTERIOR ROOM ELEVATIONS-UNIT I
SCALE: 1/4" = 1'-0"

DRAWN BY	PE JONES	JOB NO.	47-26-1
CHECKED BY	T. COOK	SHEET NO.	A-7
APPROVED BY	Strumagla	DATE	

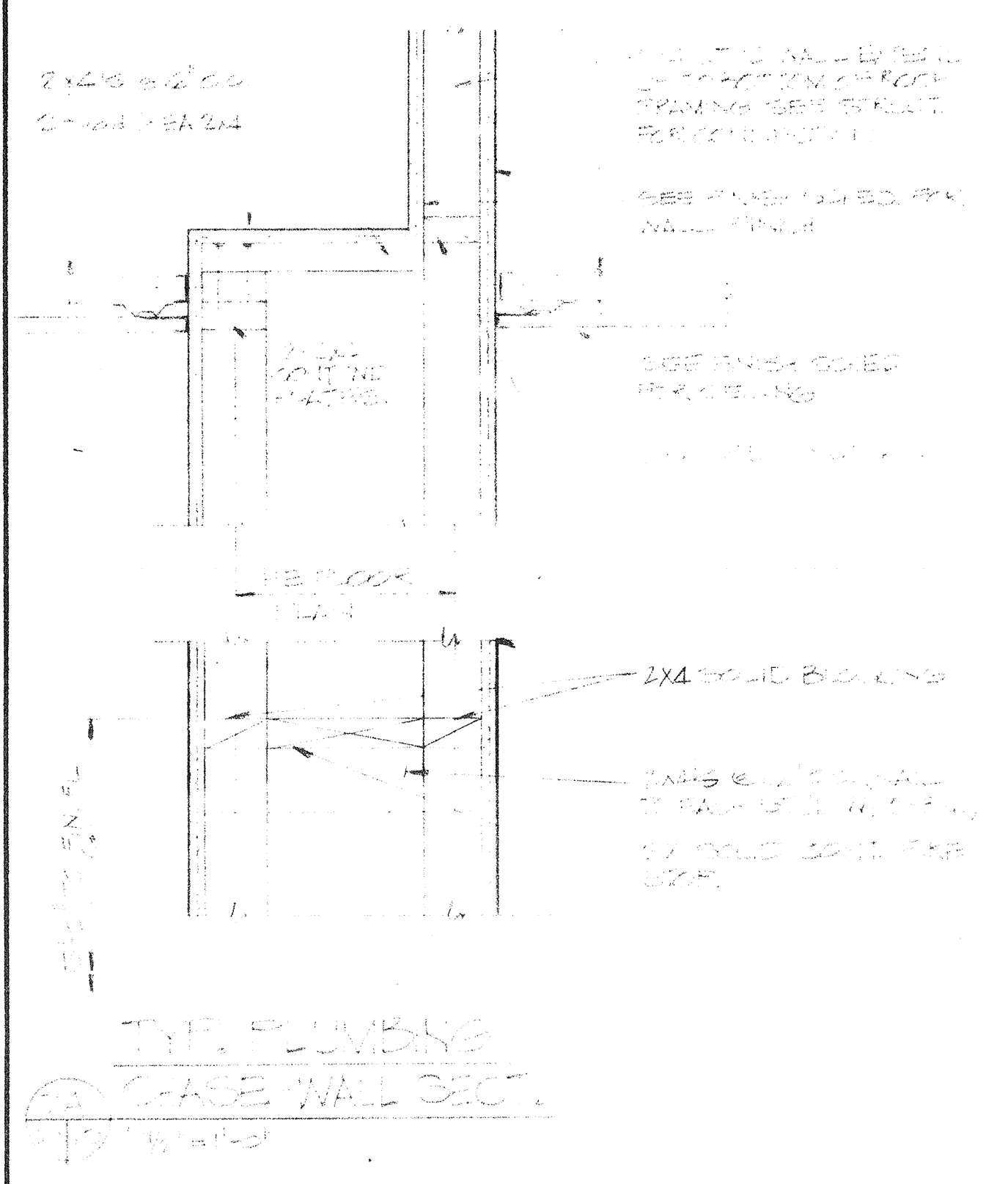
13-01 R AD #1



NOTE:
 PROVIDE CEILING TEES ALL FOUR SIDES
 OF ALL RECESSED ELEC. LIGHT FIXTURES TYP.



UNIT-II REFLECTED CEILING PLAN
 SCALE: 1/8" = 1'-0"



TYP. CEILING
 WALL SECTION

13-01R ADD #1

VENTURA COUNTY SUPERINTENDENT OF SCHOOLS			
BY: _____			
DATE: _____			
REVISION	DATE	DESCRIPTION	DFTMN

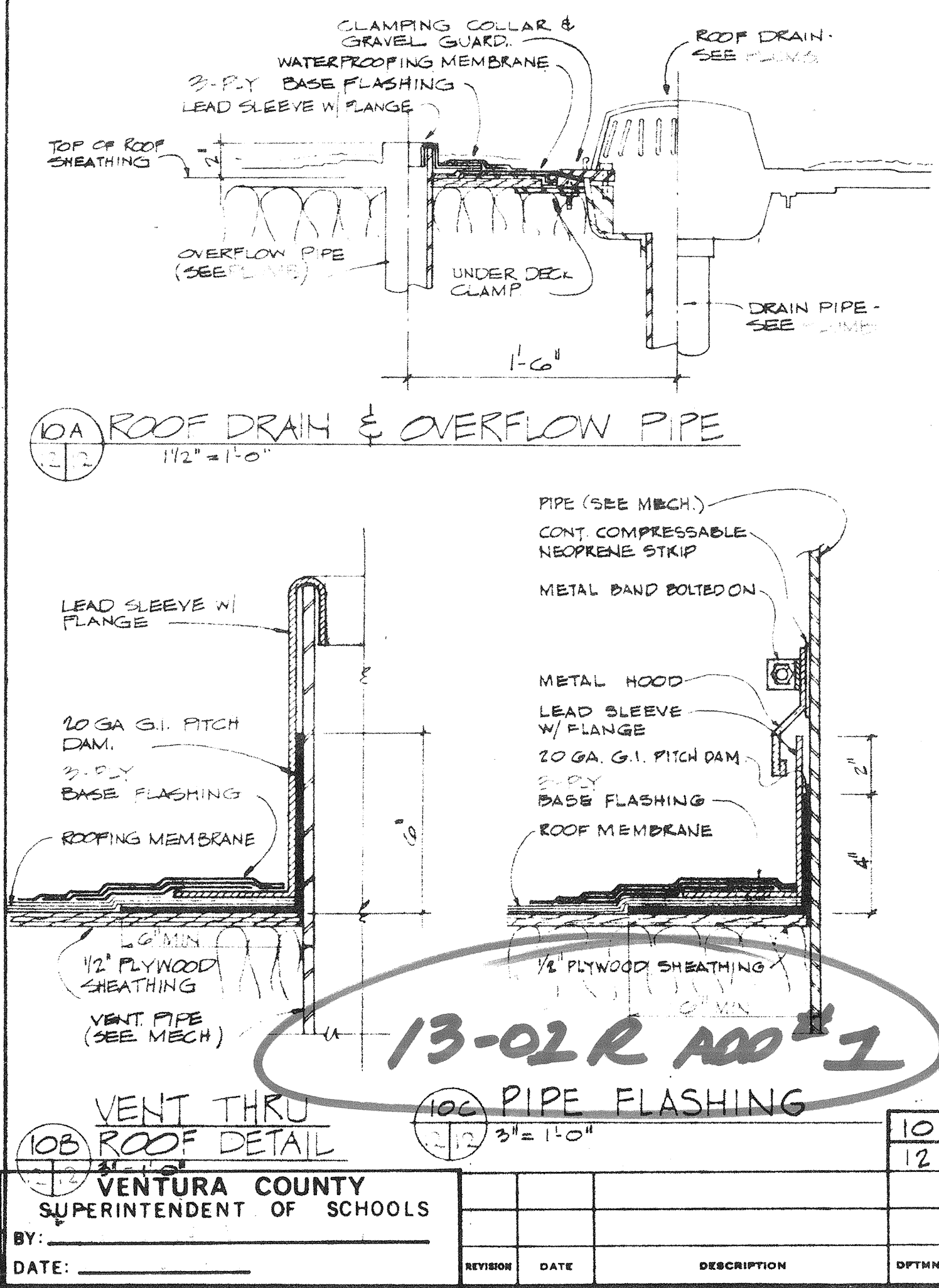
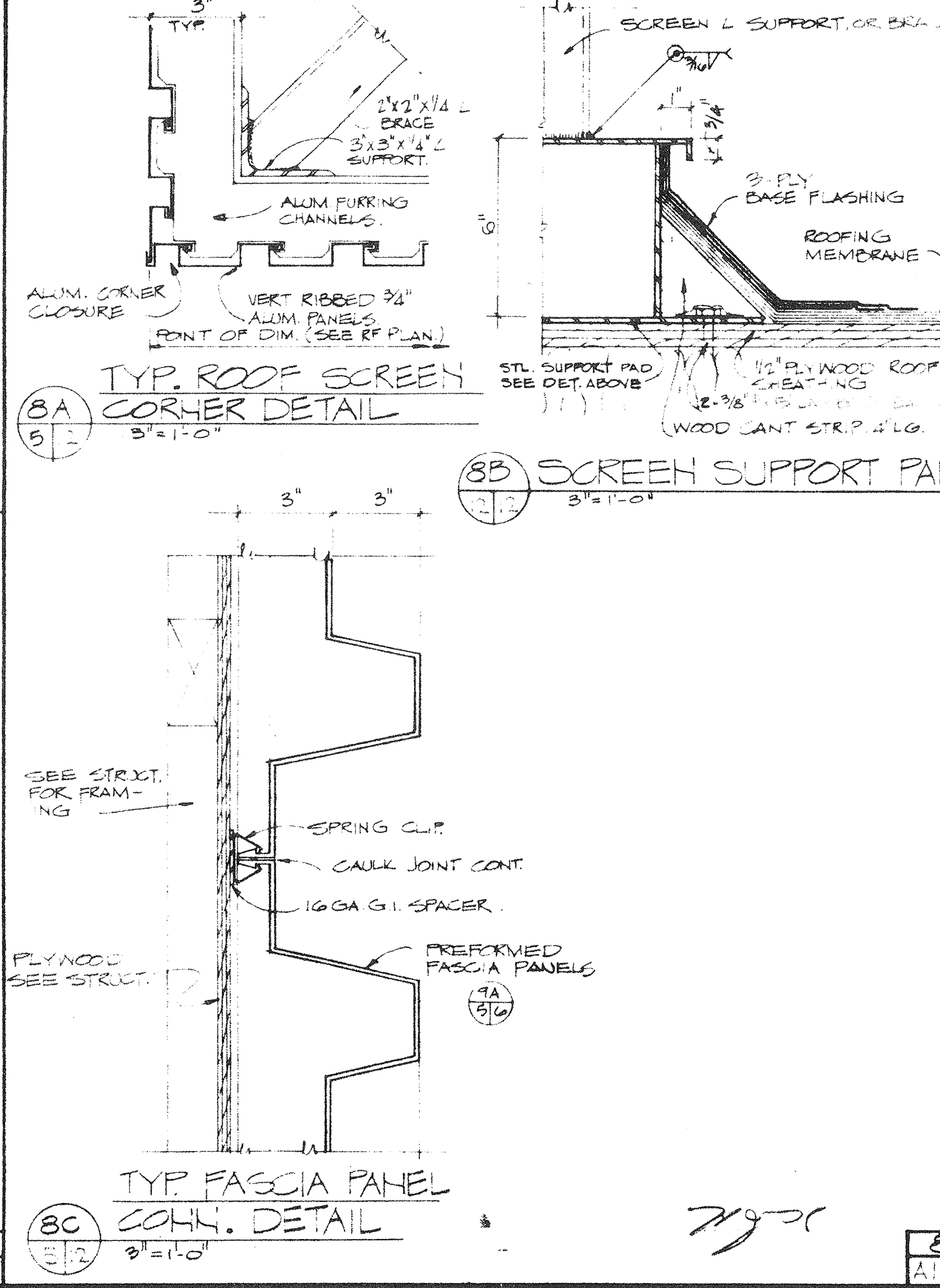
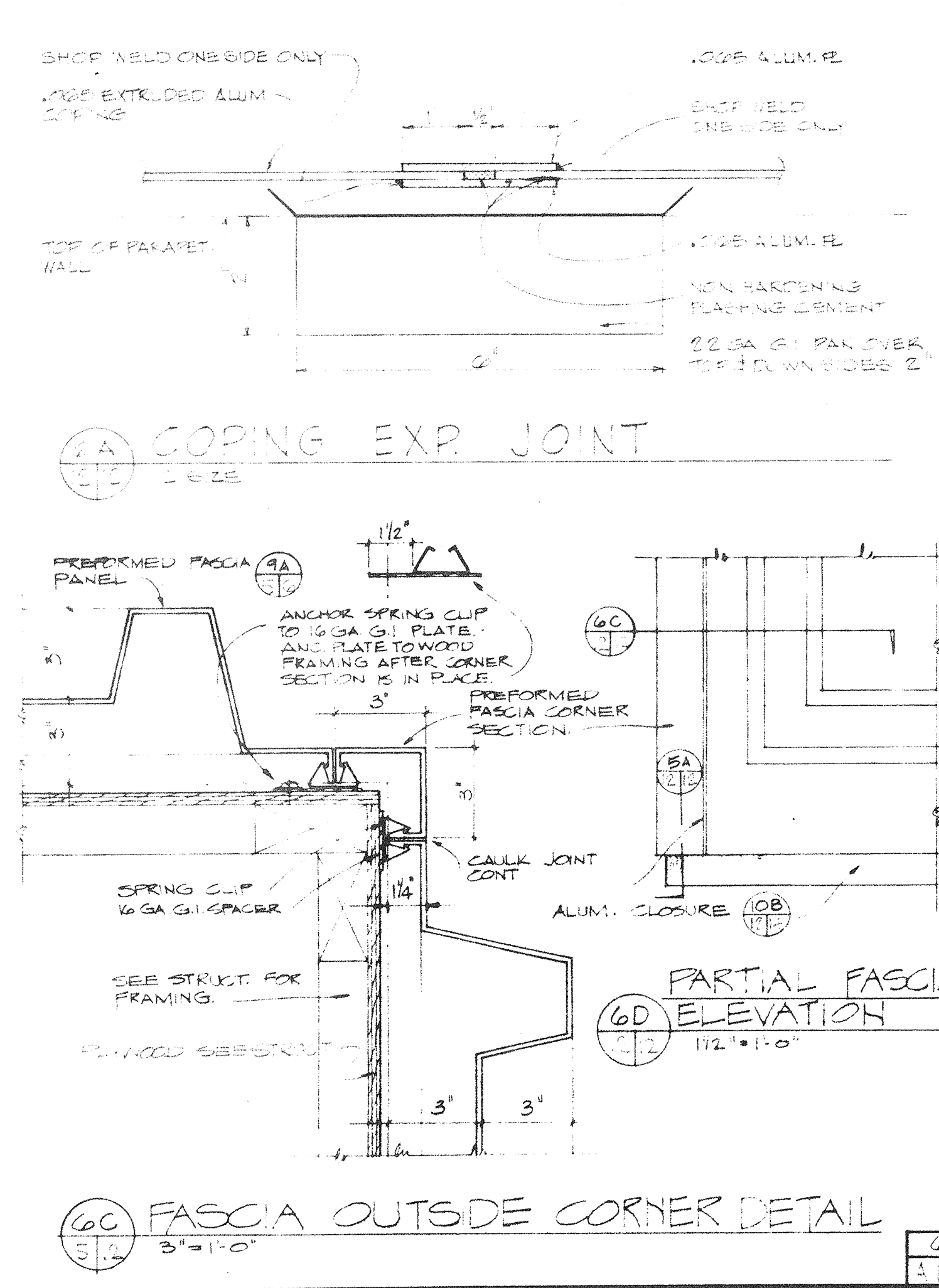
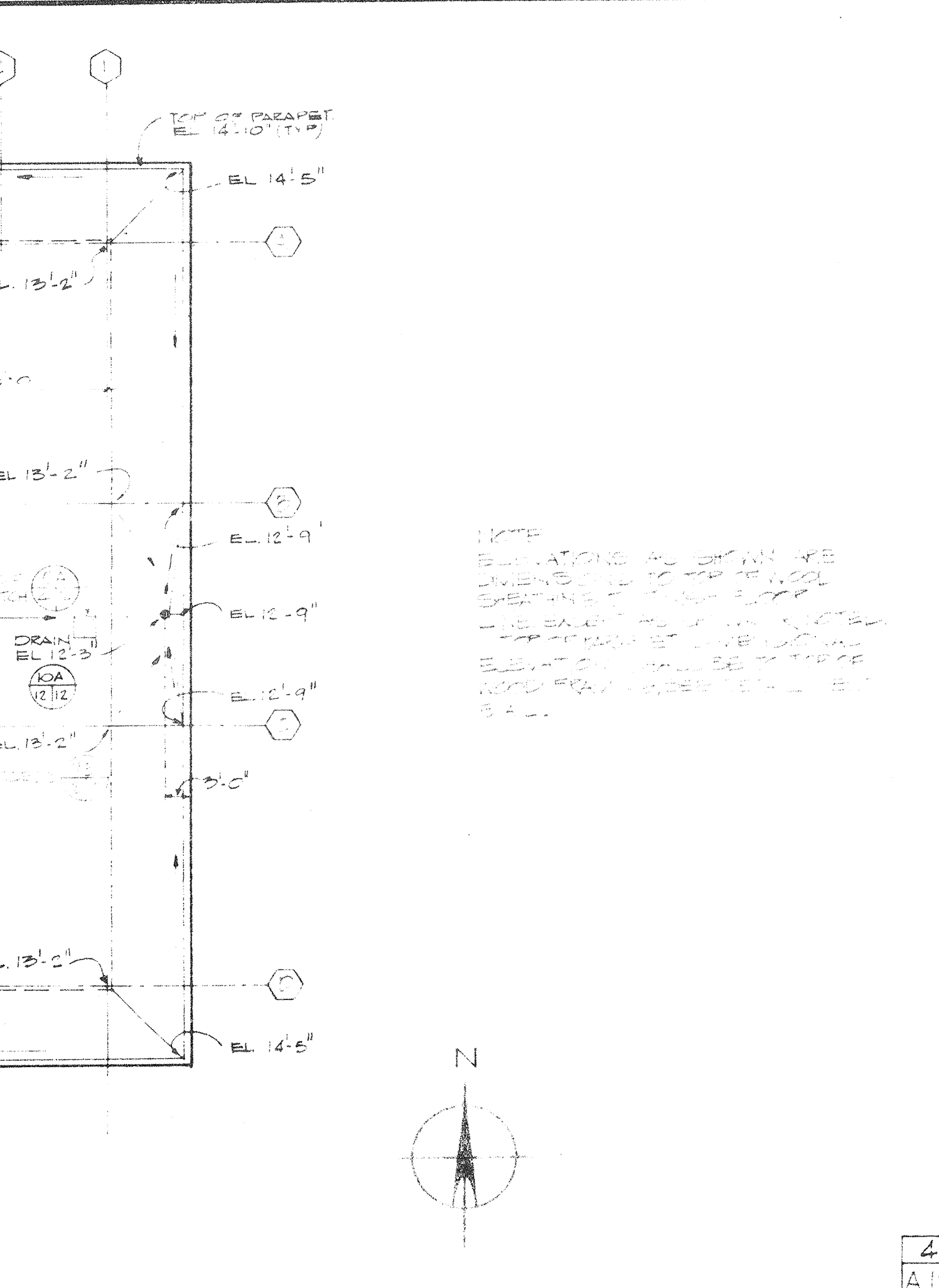
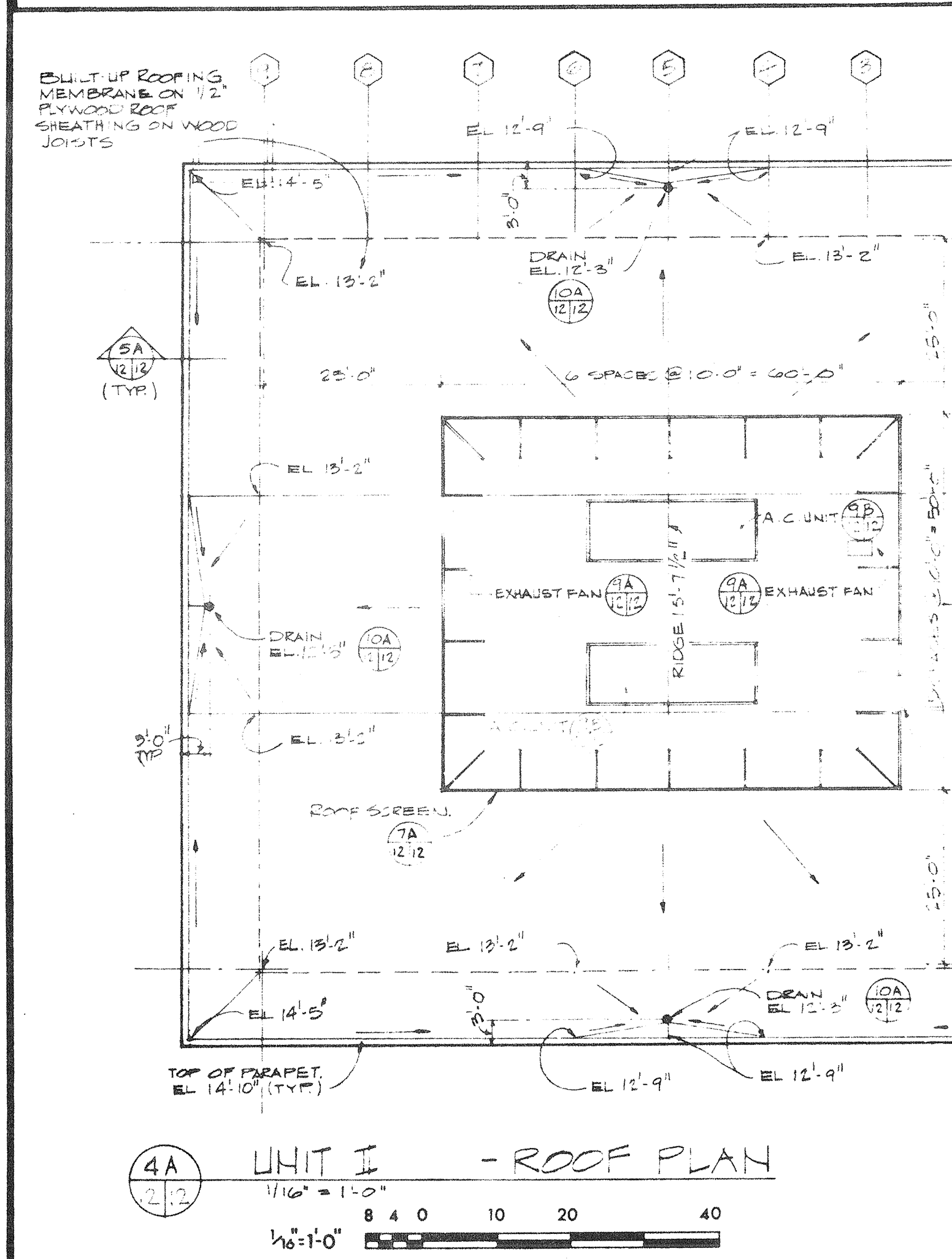
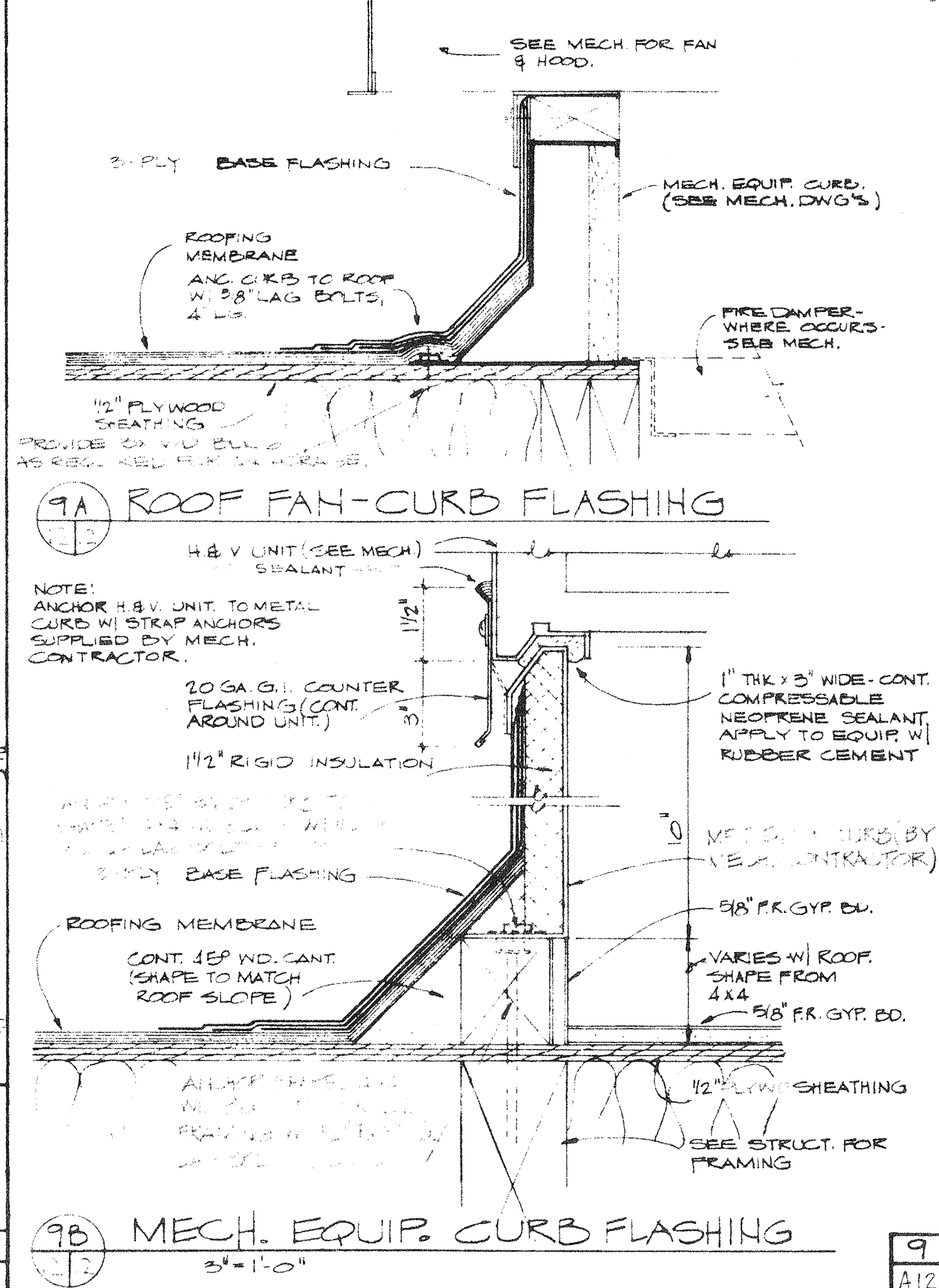
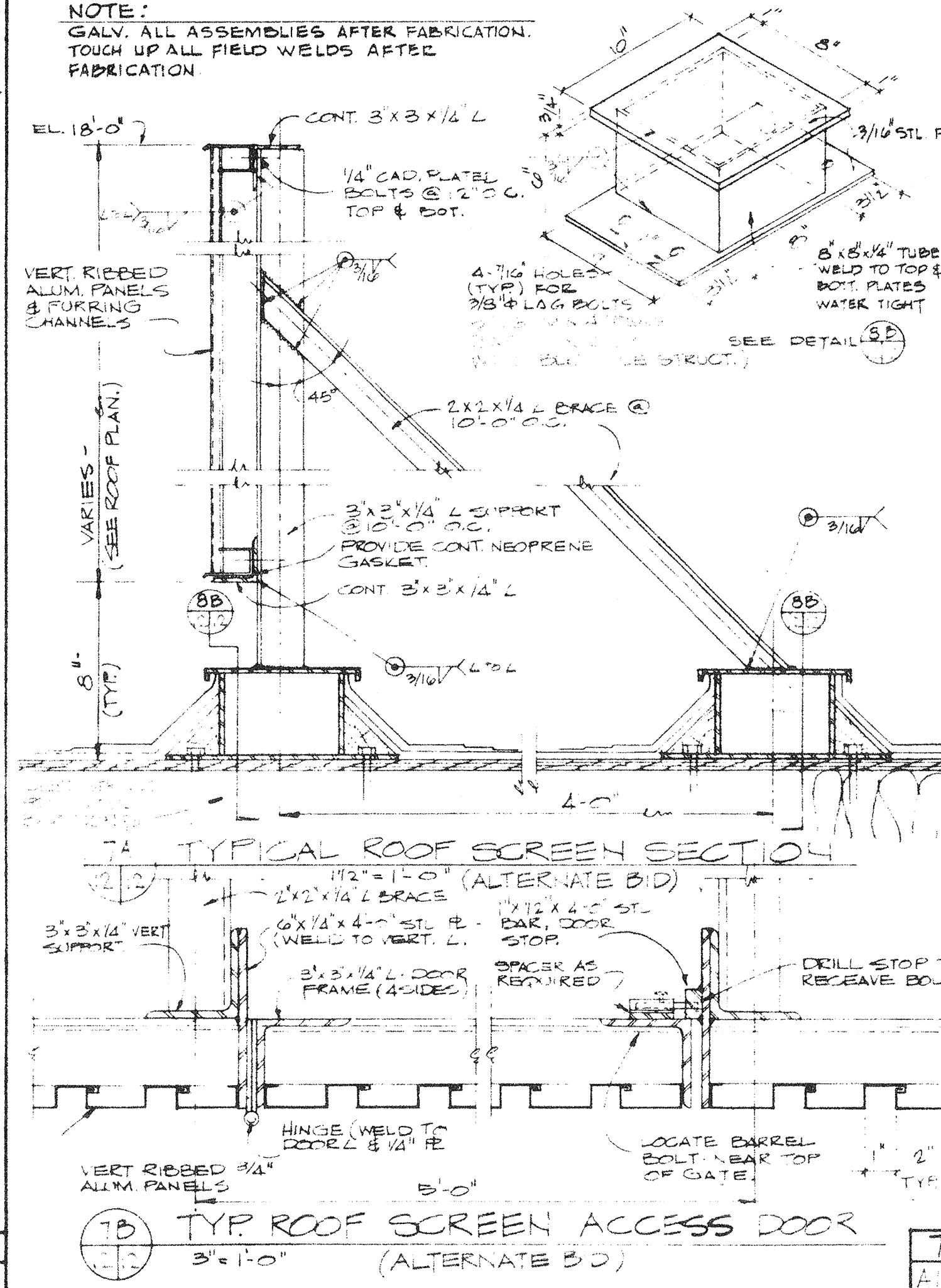
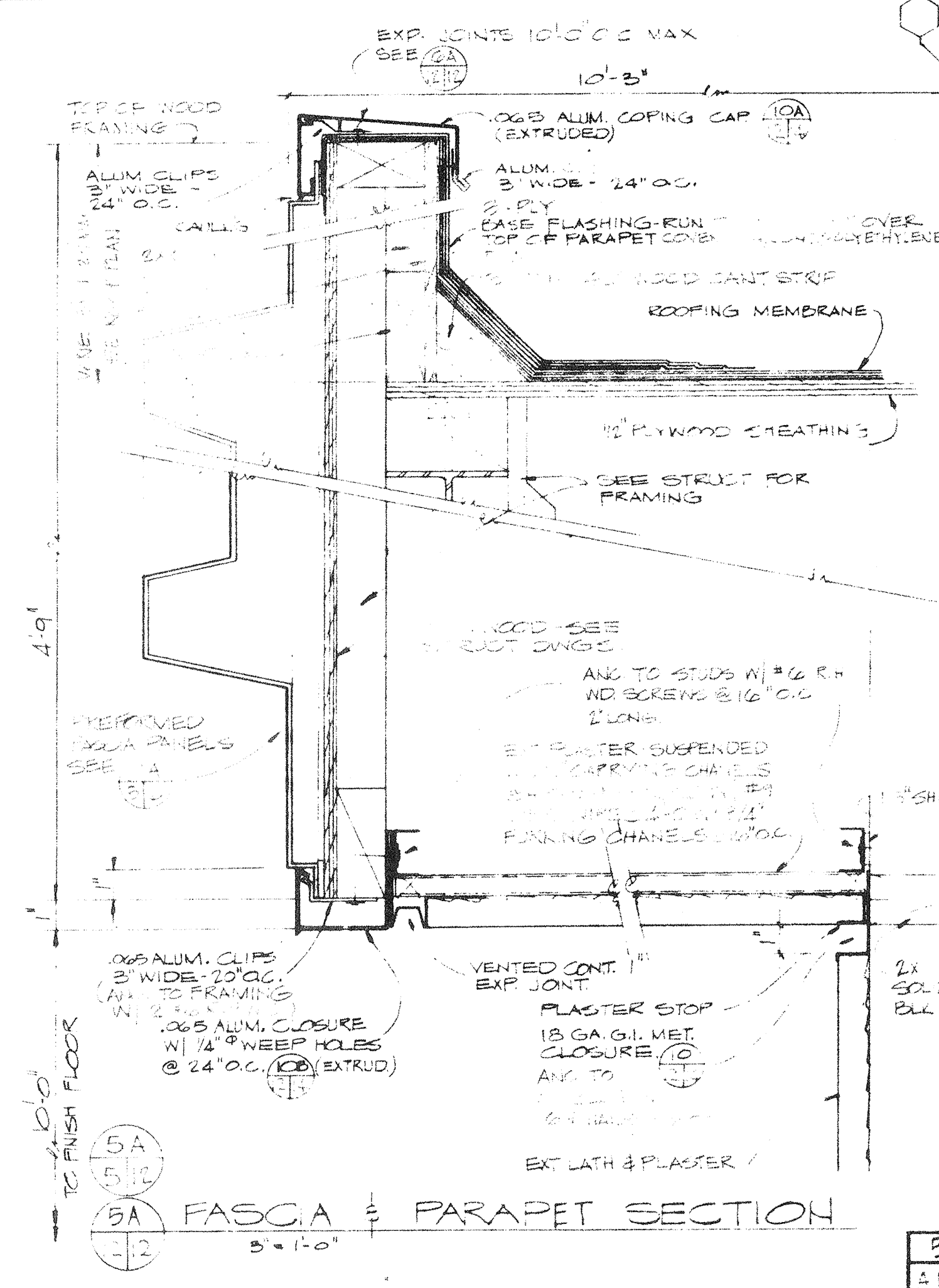
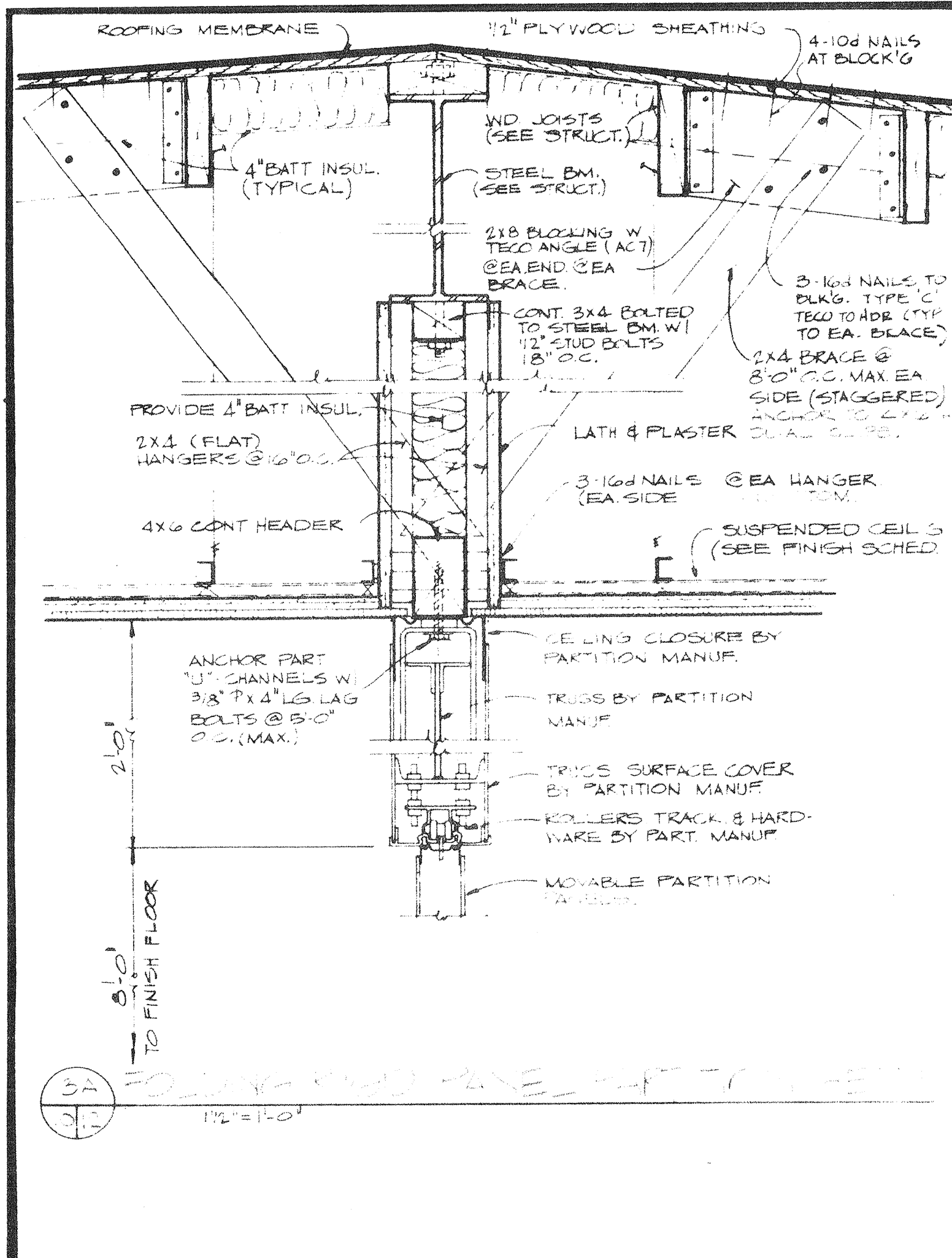
DMJM
 DANIEL, MANN, JOHNSON, & MENDENHALL
 3325 WILSHIRE BLVD. • LOS ANGELES, CALIF., 90005 • DUNKIRK 1-3663
 PLANNING & ARCHITECTURE & ENGINEERING & SYSTEMS

PREPARED FOR
SIMI VALLEY UNIFIED SCHOOL DISTRICT
VENTURA COUNTY CALIFORNIA

JOB TITLE
BROOKSIDE ELEMENTARY SCHOOL
 SHEET TITLE
UNIT-II REFLECTED CEILING PLAN

JOB NO.
47-26-1
 SHEET NO.
A-10

13-01R ADD #1



4A UNIT I - ROOF PLAN
1/8" = 1'-0"
8 4 0 10 20 40

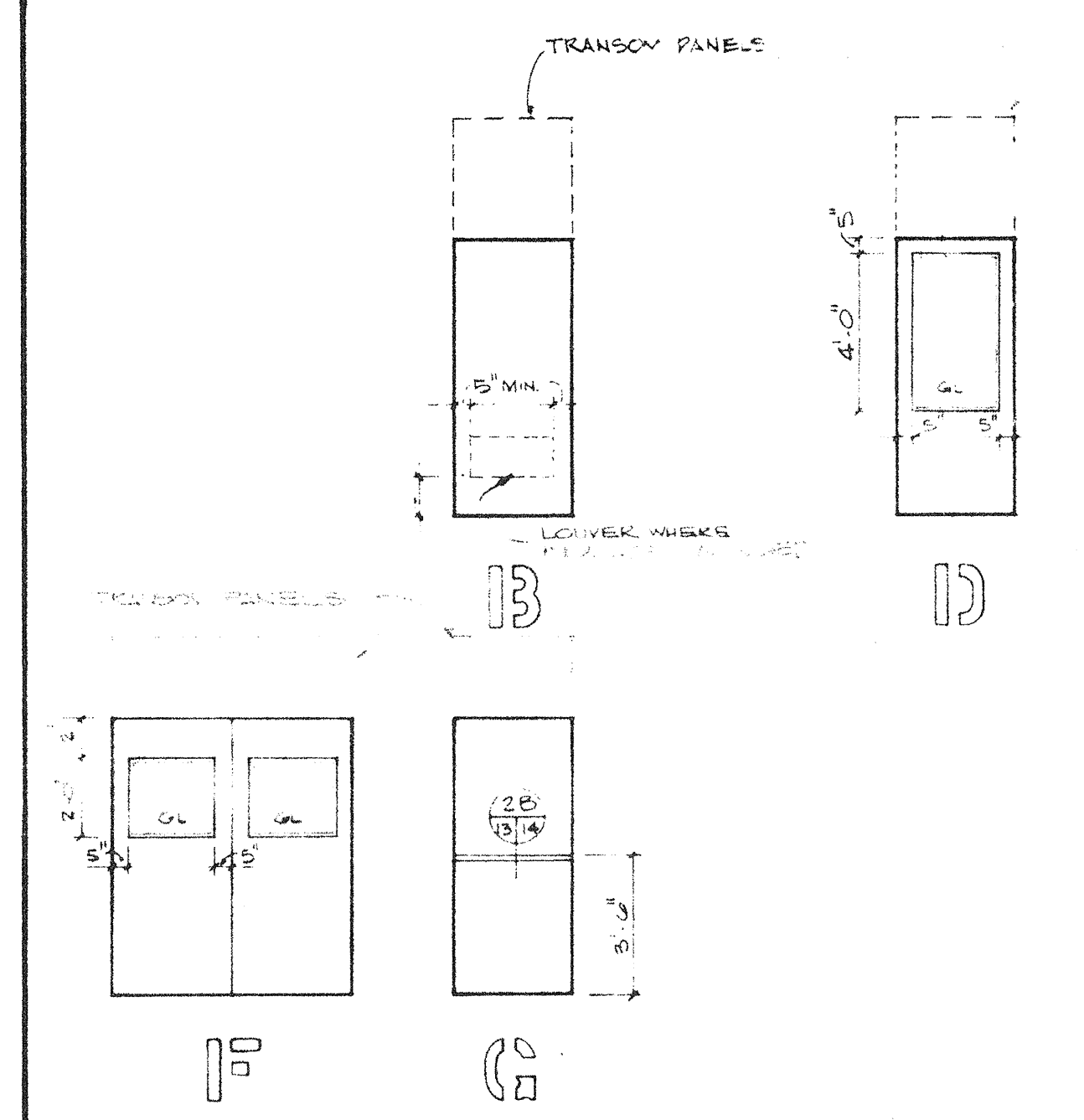
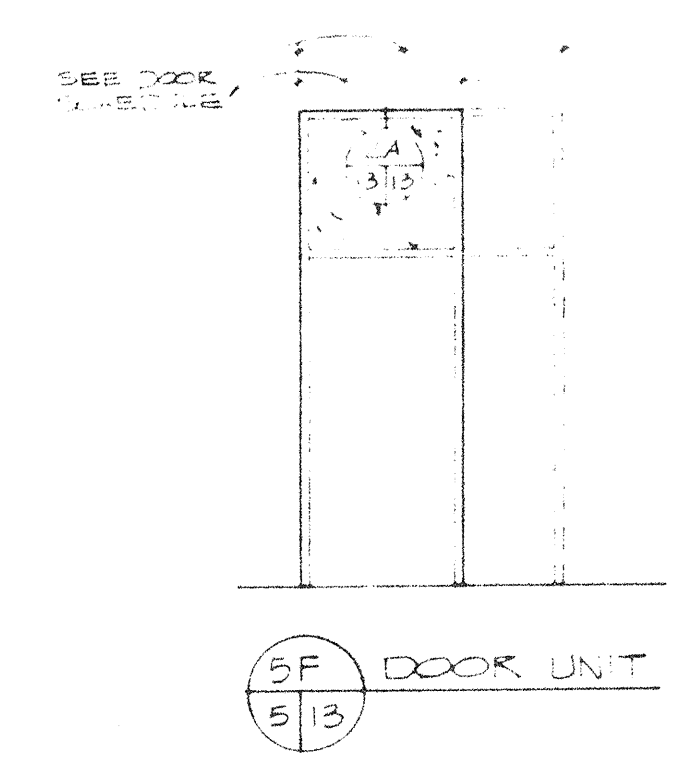
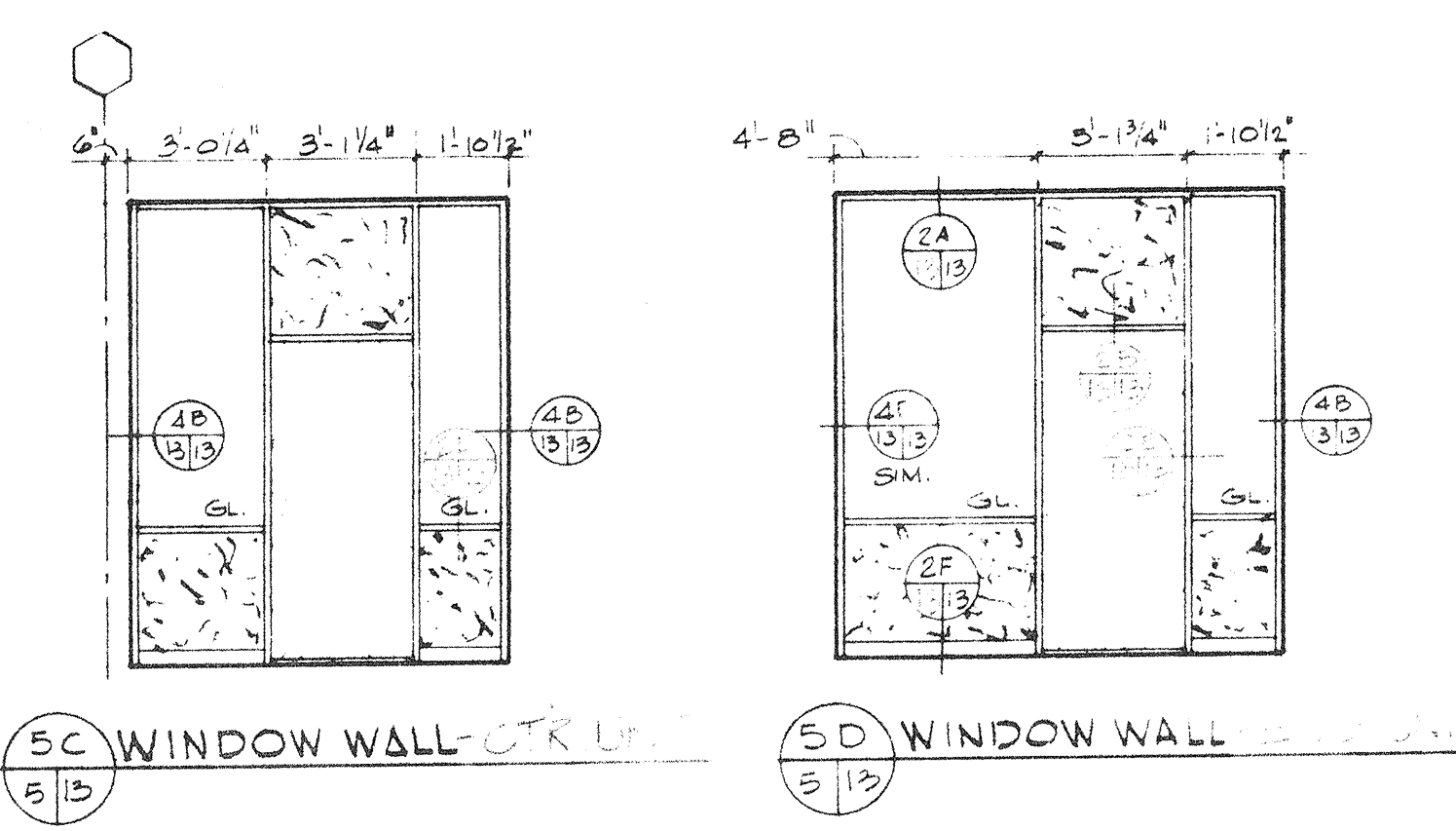
DMJM DANIEL MANN, JOHNSON, & MENDENHALL
3325 WILSHIRE BLVD. • LOS ANGELES, CALIF., 90005 • DUNKIRK 1-3663
PLANNING • ARCHITECTURE • ENGINEERING • SYSTEMS

PREPARED FOR
SIMI VALLEY UNIFIED SCHOOL DISTRICT
VENTURA COUNTY
CALIFORNIA

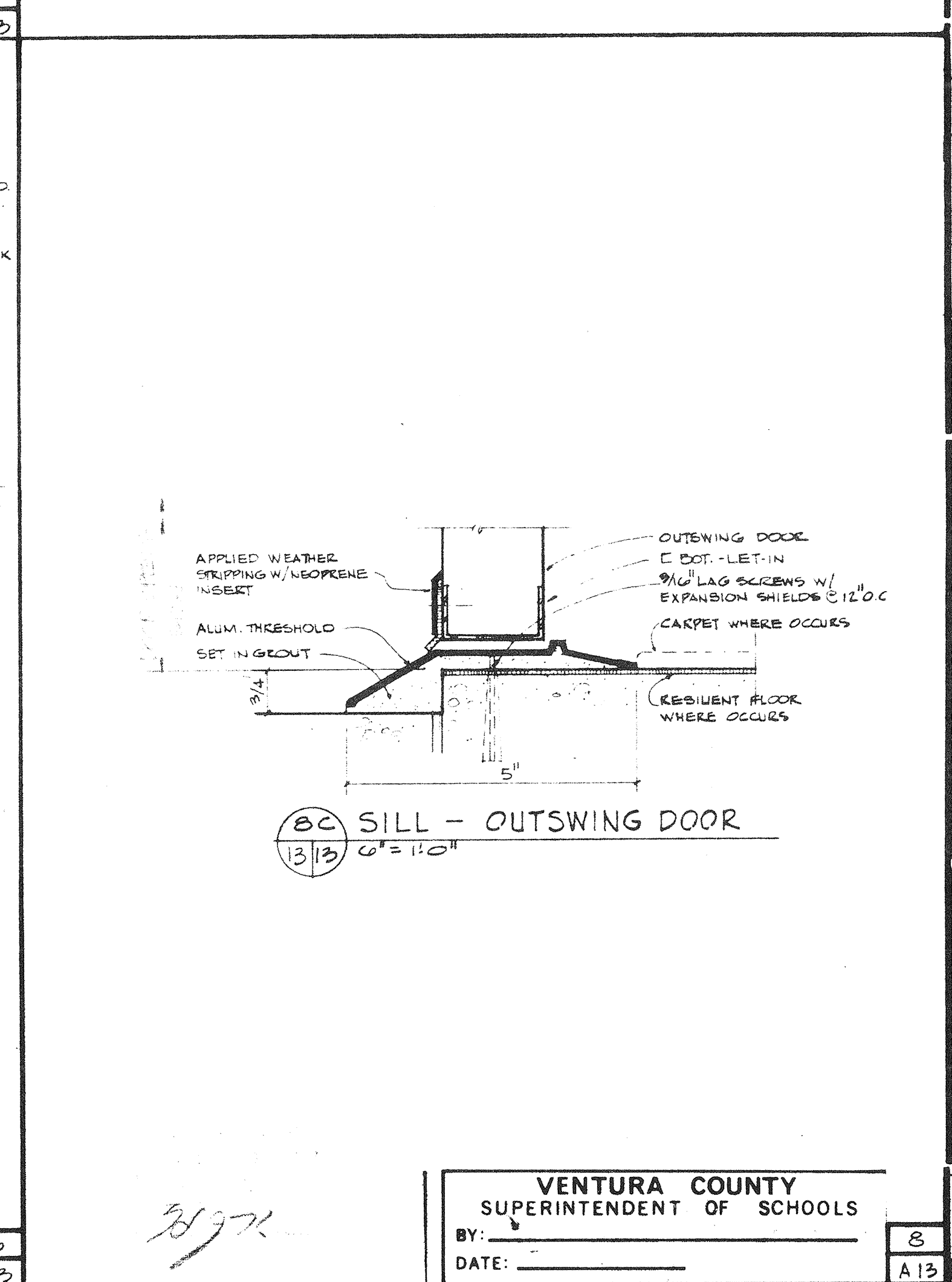
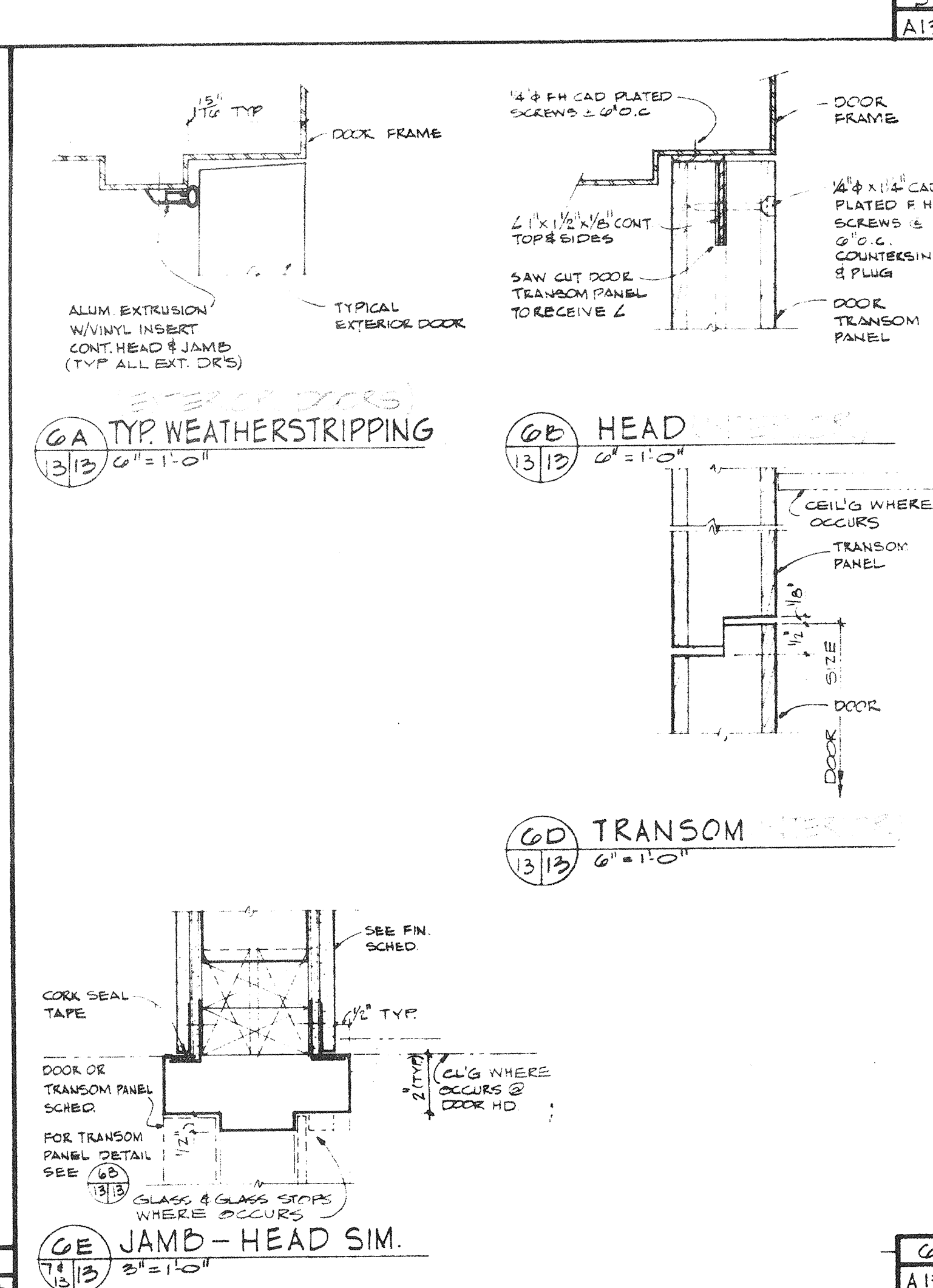
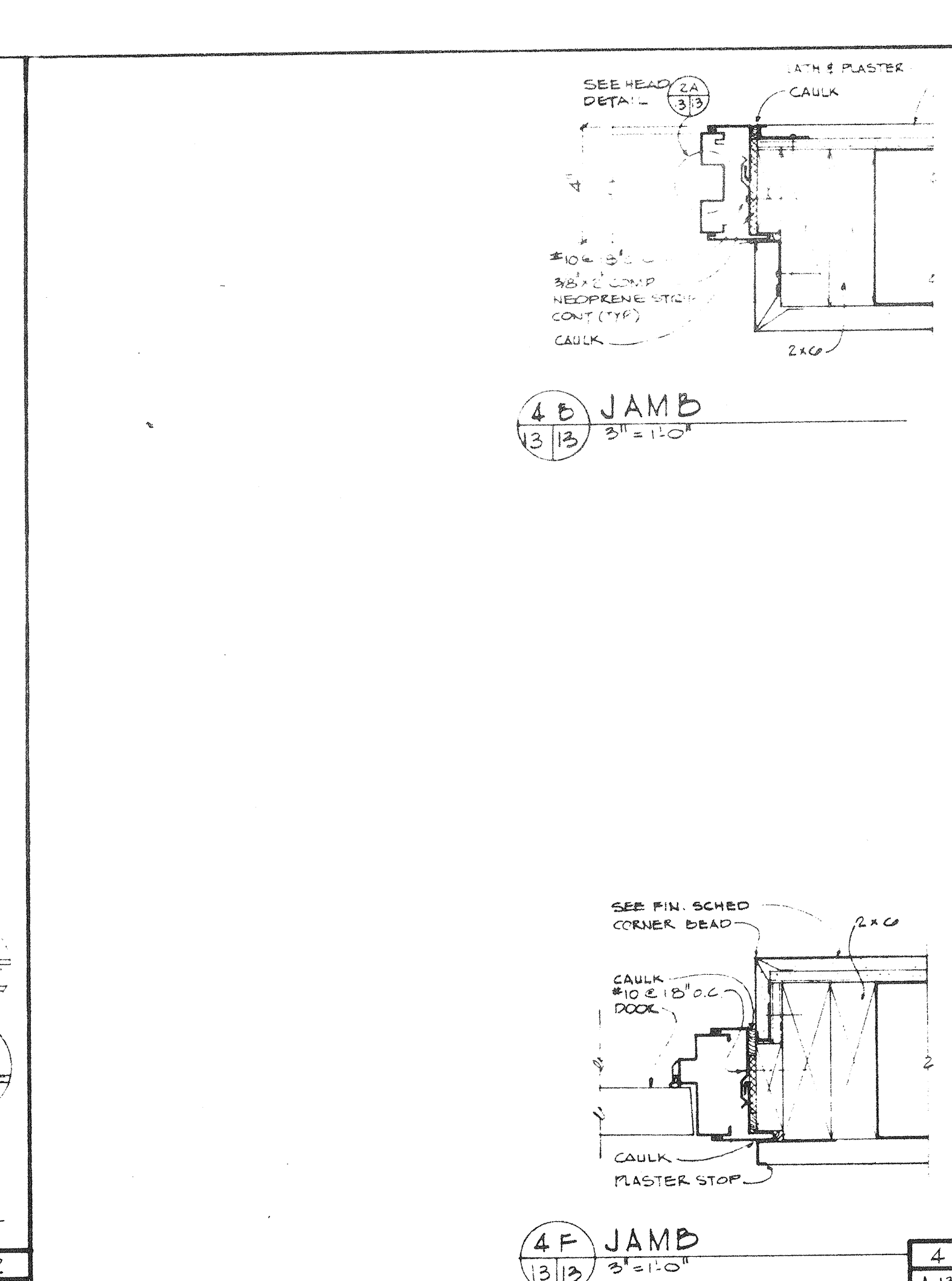
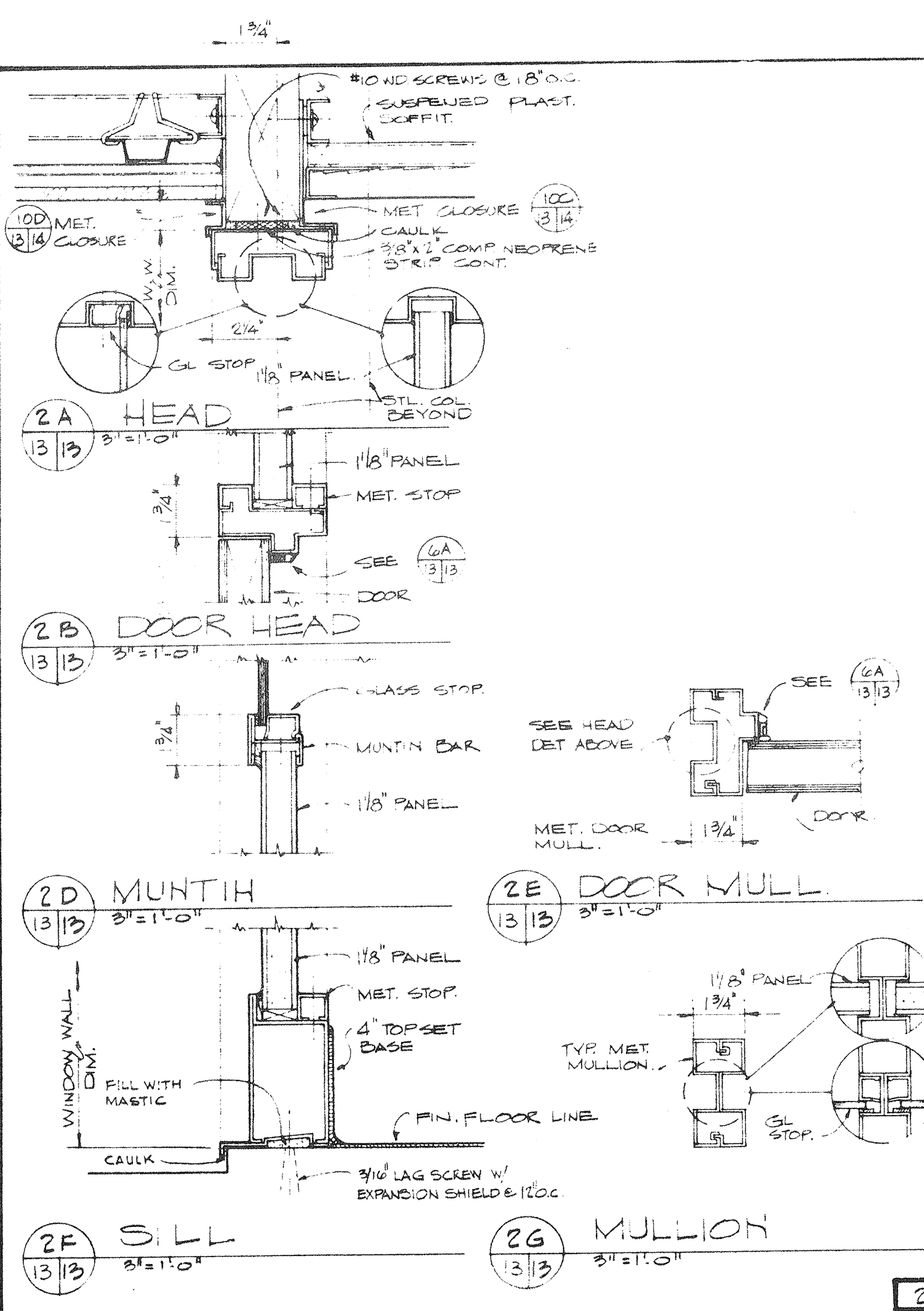
7/9/06
TYP. FASCIA PANEL CORN. DETAIL
3" = 1'-0"

10
12
VENTURA COUNTY SUPERINTENDENT OF SCHOOLS
JOB TITLE: BROOKSIDE ELEMENTARY SCHOOL
SHEET TITLE: ROOF PLAN & DETAILS
JOB NO: 47-26-1
SHEET NO: A-12

13-01R ADD #1



NOTE:
 1. ALL WOOD TRANSOM PANELS TO BE SAME MATERIAL AS DOOR.
 2. TYPICAL DOOR GLAZING SHALL BE TYPE # 1/4" POL PLATE GLASS.



BUILDING		UNIT - II		DOORS		FRAMES		TYPICAL NOTES				
NO	OPENING SIZE	THICKNESS	TYPE	JAMB	HEAD	MULL	TRANS	SILL	MATR.	HARDWARE	TRANS SIZE	REMARKS
01	3'-0" x 7'-0"	1 3/4"	F	2A	2A	2B	2B	2B	2B	MTL	4 SP 5" x 2 1/2"	PANIC HARDWARE
02	3'-0" x 7'-0"	1 3/4"	B	2A	2A	2B	2B	2B	2B	MTL	4 SP 5" x 2 1/2"	PANIC HARDWARE
03	3'-0" x 7'-0"	1 3/4"	B	2A	2A	2B	2B	2B	2B	MTL	4 SP 5" x 2 1/2"	PANIC HARDWARE
04	3'-0" x 7'-0"	1 3/4"	B	2A	2A	2B	2B	2B	2B	MTL	4 SP 5" x 2 1/2"	PANIC HARDWARE
05	3'-0" x 7'-0"	1 3/4"	B	2A	2A	2B	2B	2B	2B	MTL	4 SP 5" x 2 1/2"	PANIC HARDWARE
06	3'-0" x 7'-0"	1 3/4"	F	2A	2A	2B	2B	2B	2B	MTL	4 SP 5" x 2 1/2"	PANIC HARDWARE
07	3'-0" x 7'-0"	1 3/4"	B	2A	2A	2B	2B	2B	2B	MTL	4 SP 5" x 2 1/2"	PANIC HARDWARE
08	3'-0" x 7'-0"	1 3/4"	B	2A	2A	2B	2B	2B	2B	MTL	4 SP 5" x 2 1/2"	PANIC HARDWARE
09	3'-0" x 7'-0"	1 3/4"	B	2A	2A	2B	2B	2B	2B	MTL	4 SP 5" x 2 1/2"	PANIC HARDWARE
10	3'-0" x 7'-0"	1 3/4"	B	2A	2A	2B	2B	2B	2B	MTL	4 SP 5" x 2 1/2"	PANIC HARDWARE
11	3'-0" x 7'-0"	1 3/4"	B	2A	2A	2B	2B	2B	2B	MTL	4 SP 5" x 2 1/2"	PANIC HARDWARE
12	3'-0" x 7'-0"	1 3/4"	B	2A	2A	2B	2B	2B	2B	MTL	4 SP 5" x 2 1/2"	PANIC HARDWARE
13	3'-0" x 7'-0"	1 3/4"	B	2A	2A	2B	2B	2B	2B	MTL	4 SP 5" x 2 1/2"	PANIC HARDWARE
14	3'-0" x 7'-0"	1 3/4"	B	2A	2A	2B	2B	2B	2B	MTL	4 SP 5" x 2 1/2"	PANIC HARDWARE
15	3'-0" x 7'-0"	1 3/4"	D	2A	2A	2B	2B	2B	2B	MTL	4 SP 5" x 2 1/2"	PANIC HARDWARE
16	3'-0" x 7'-0"	1 3/4"	D	2A	2A	2B	2B	2B	2B	MTL	4 SP 5" x 2 1/2"	PANIC HARDWARE
17	3'-0" x 7'-0"	1 3/4"	D	2A	2A	2B	2B	2B	2B	MTL	4 SP 5" x 2 1/2"	PANIC HARDWARE
18	3'-0" x 7'-0"	1 3/4"	D	2A	2A	2B	2B	2B	2B	MTL	4 SP 5" x 2 1/2"	PANIC HARDWARE
19	3'-0" x 7'-0"	1 3/4"	D	2A	2A	2B	2B	2B	2B	MTL	4 SP 5" x 2 1/2"	PANIC HARDWARE

NOTES:
 1 - ABBREVIATION UNDER TRANS TYPE, S.P. = SPANDREL PANEL
 2 - TRANS SIZE INDICATED ARE NOMINAL DIMENSIONS.

DMJM
 DANIEL, MANN, JOHNSON, & MENDENHALL
 3325 WILSHIRE BLVD. • LOS ANGELES, CALIF, 90005 • DUNKIRK 1-3663
 PLANNING & ARCHITECTURE & ENGINEERING & SYSTEMS

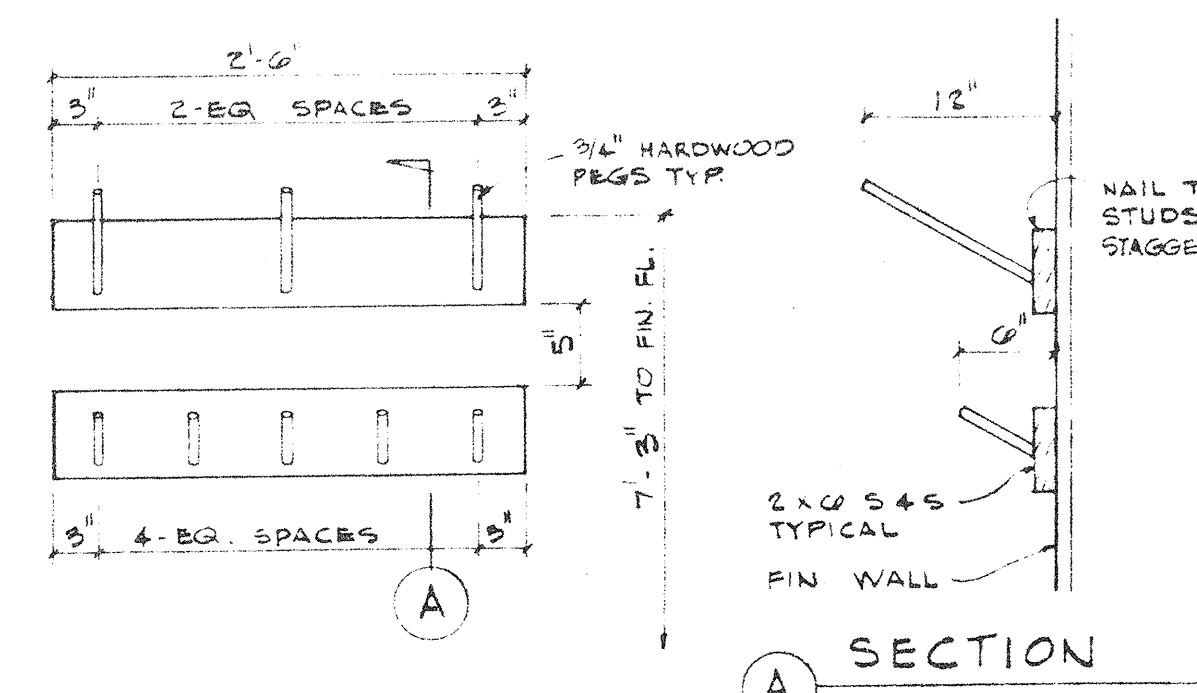
PREPARED FOR
SIMI VALLEY UNIFIED SCHOOL DISTRICT
VENTURA COUNTY
 CALIFORNIA

VENTURA COUNTY
 SUPERINTENDENT OF SCHOOLS
 BY: _____
 DATE: _____

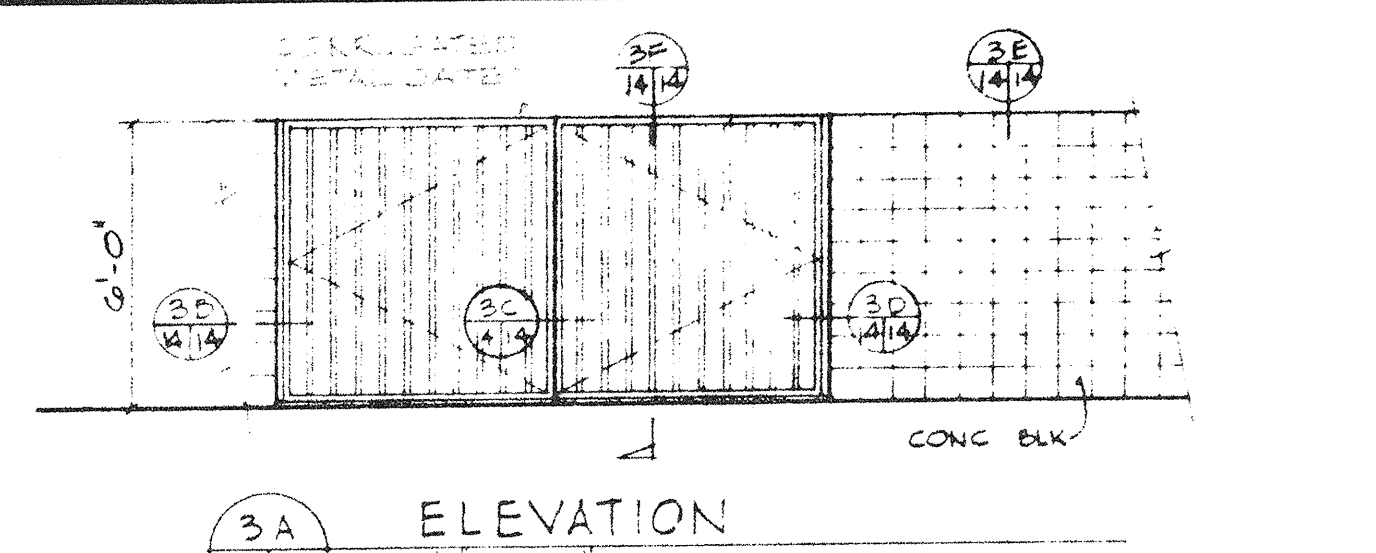
JOB TITLE
 ESTABLISH ELEMENTARY SCHOOLS
 DRAWN BY
 R. LEE
 P. E. JONES
 SHEET NO.
A-13
 JOB NO.
47-26-1
 SHEET TITLE
DOOR SCHEDULE & DETAILS
 APPROVED BY
 DATE

13-012 A004

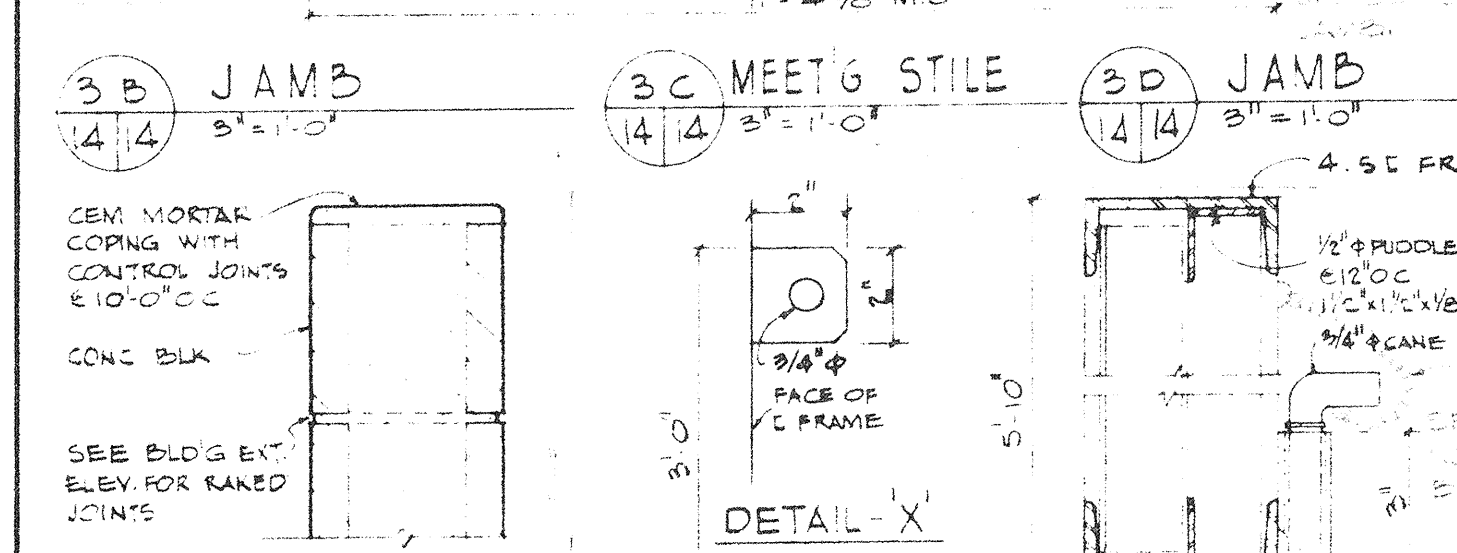
13-012 A004



1B MOP RACK
1' x 1' 0"



3A ELEVATION
7' 4" x 11' 0"



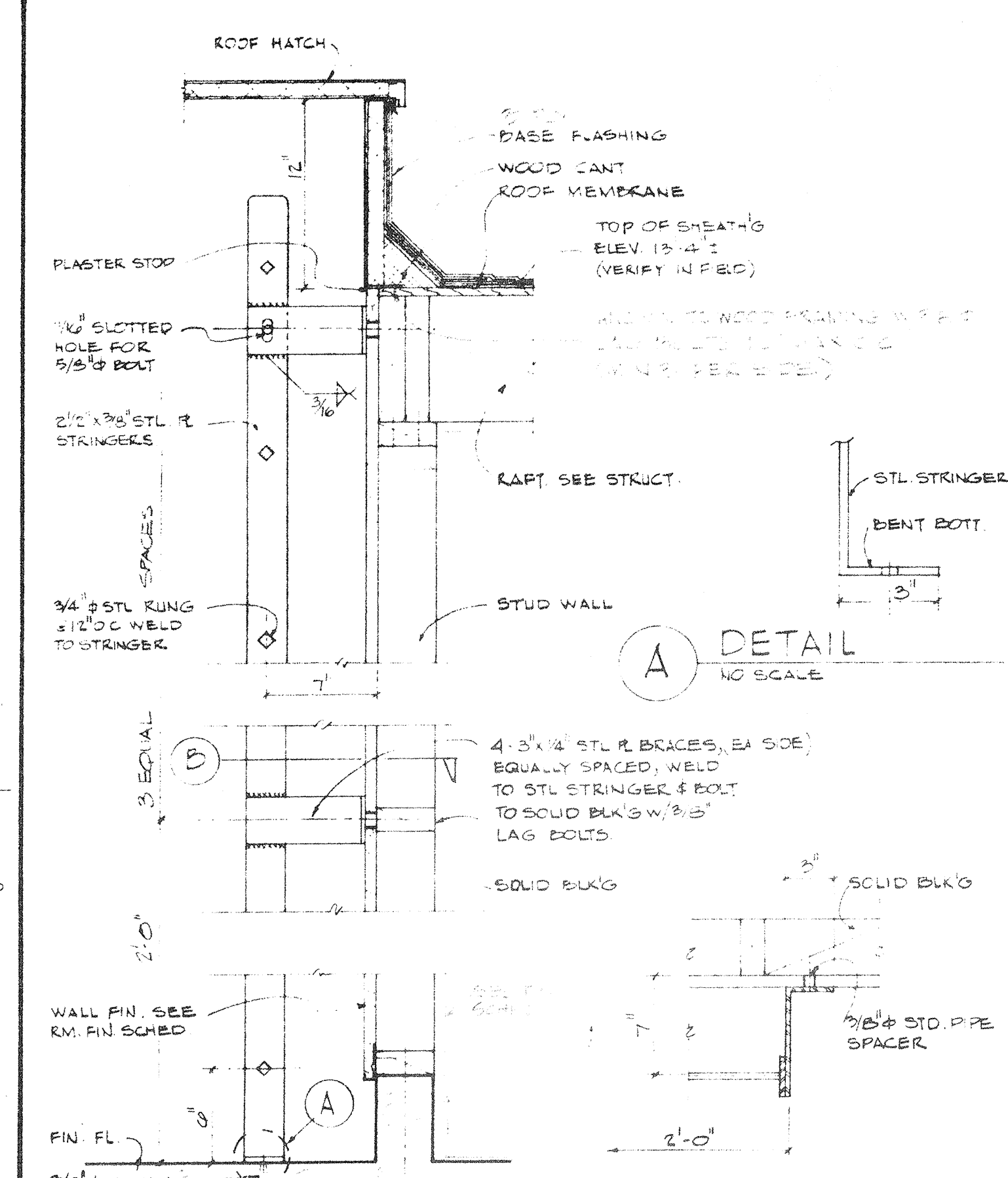
3B JAMB
5' x 11' 0"

3C MEET & STILE
4' x 11' 0"

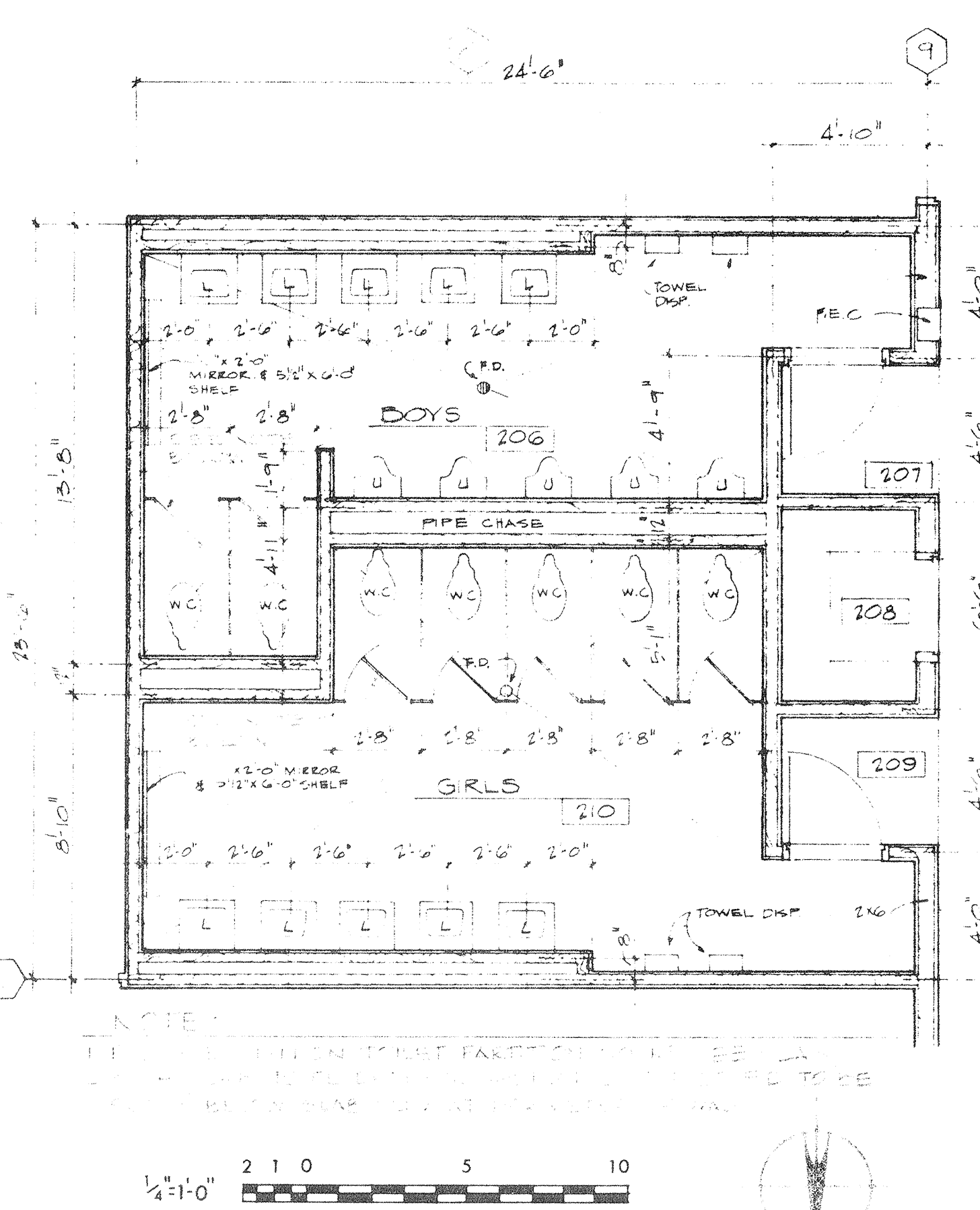
3D JAMB
2' 11" x 11' 0"

3E CEM. CAP
3' x 1' 0"

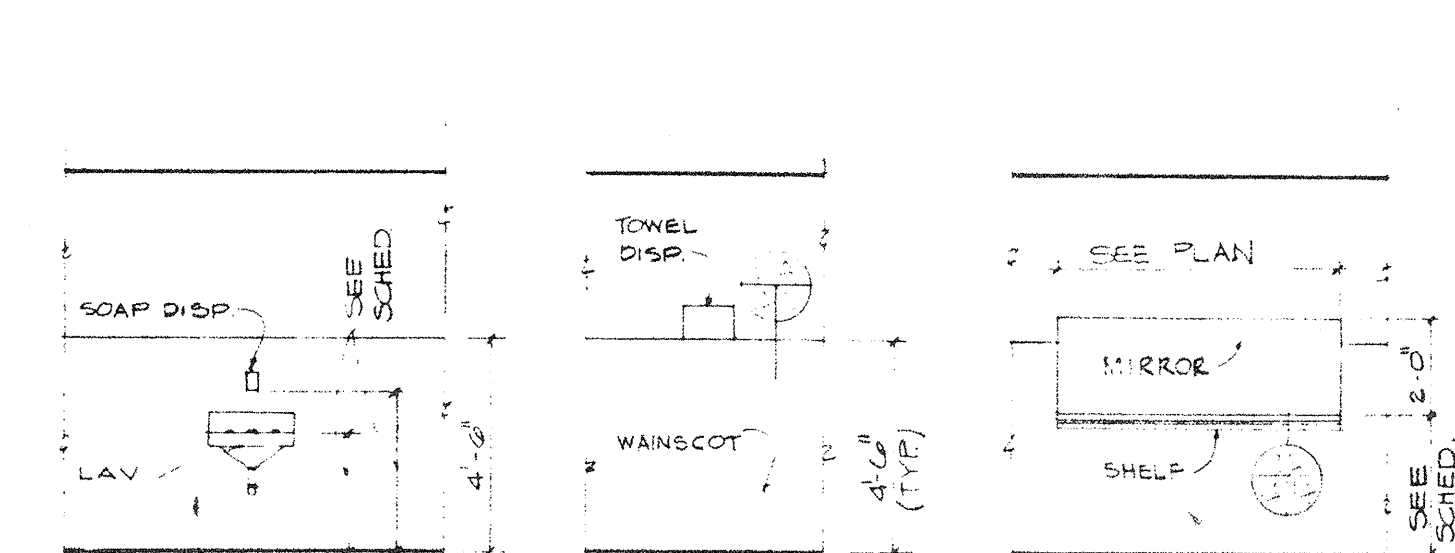
3F CANE BOLT
3' x 1' 0"



5A STEEL LADDER & ROOF ACCESS
1' 2" x 1' 0"

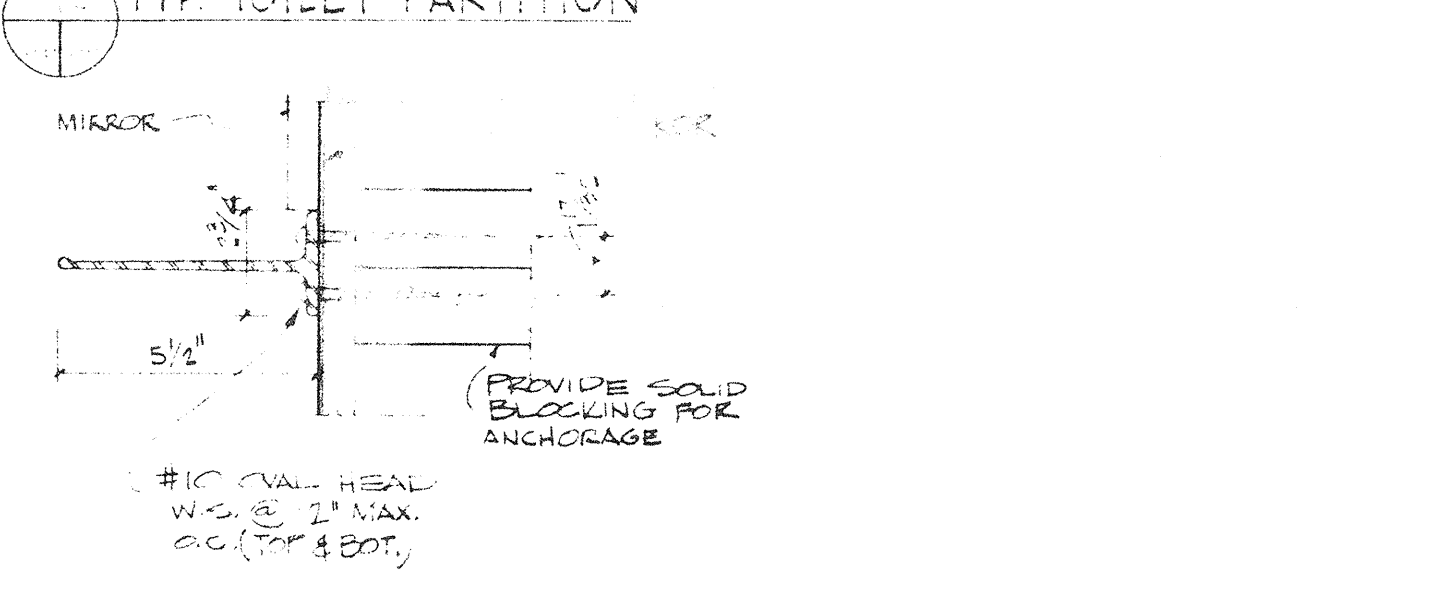


TOILET FLOOR PLAN
3' x 11' 0"

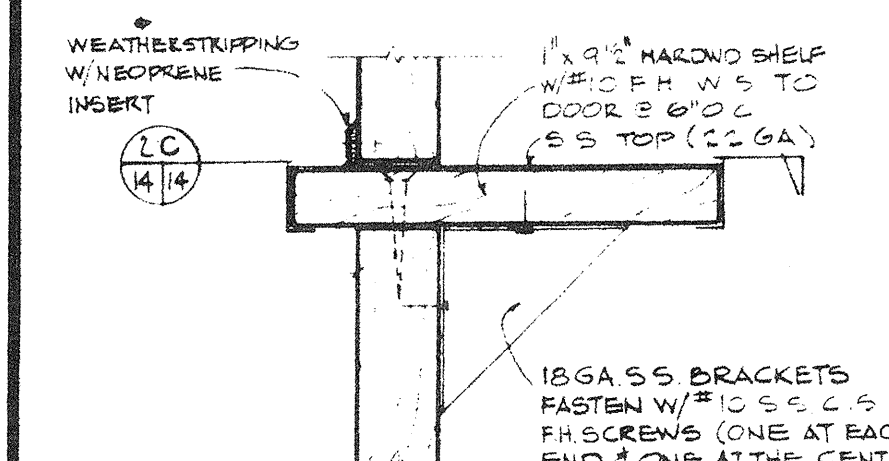


TYP. LAV. & SOAP DISP.
TYP. TOWEL DISP.
TYP. MIRROR

ITEM	ELEV. 1'	ELEV. 2'	ADULTS
LAV.	30"	30"	32"
MIRROR, BOT.	36"	36"	48"
SOAP DISP. 3"	20"	20"	48"
TOWEL DISP. 3"	20"	30"	36"
CHALK BOARD	1'	1'	36"
SH. TYP. PART.	48"	48"	60"
MIRROR, TOP	36"	32"	40"

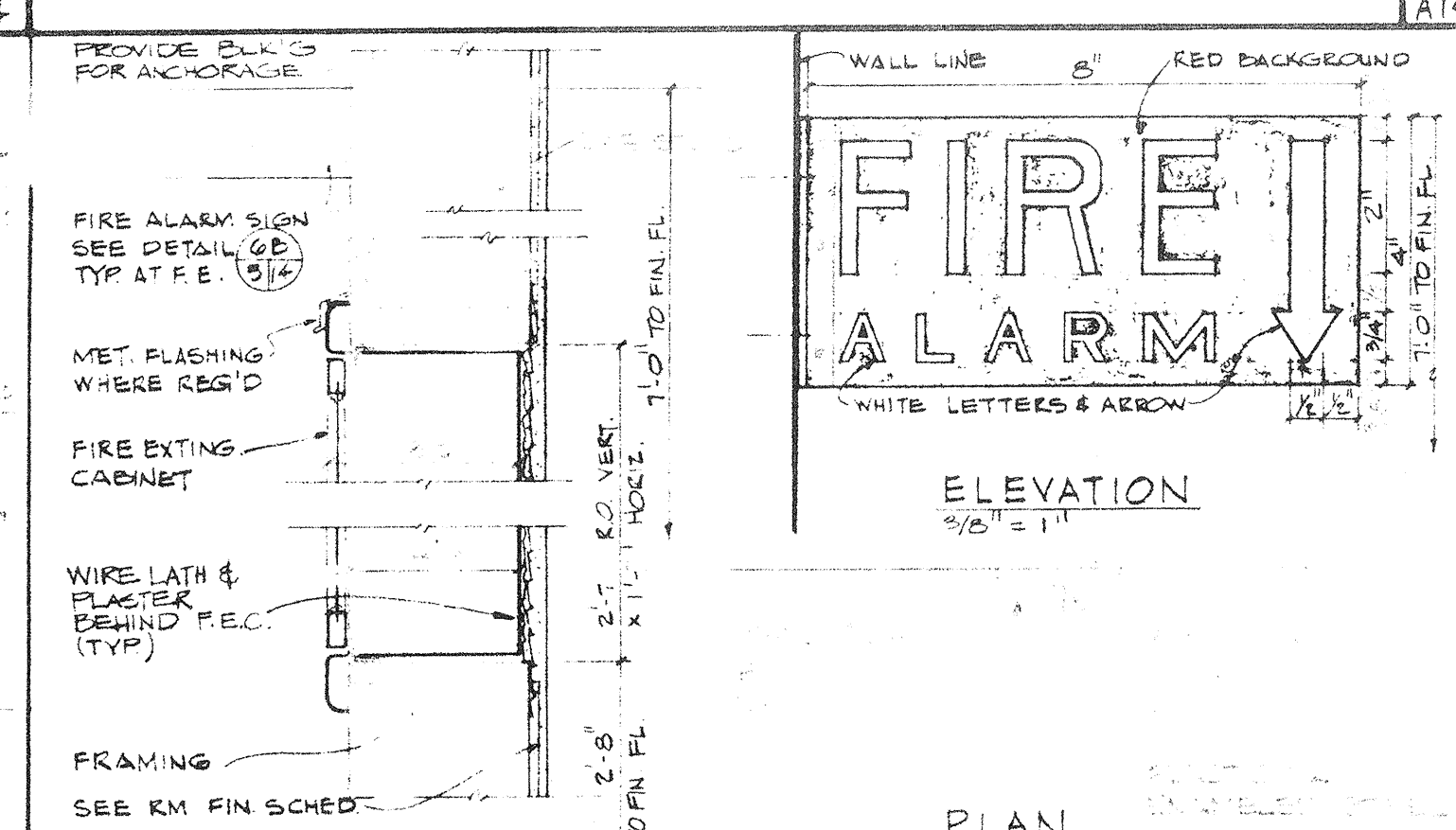


TYP. TOILET PARTITION
SHELF DETAIL
3' x 1' 0"



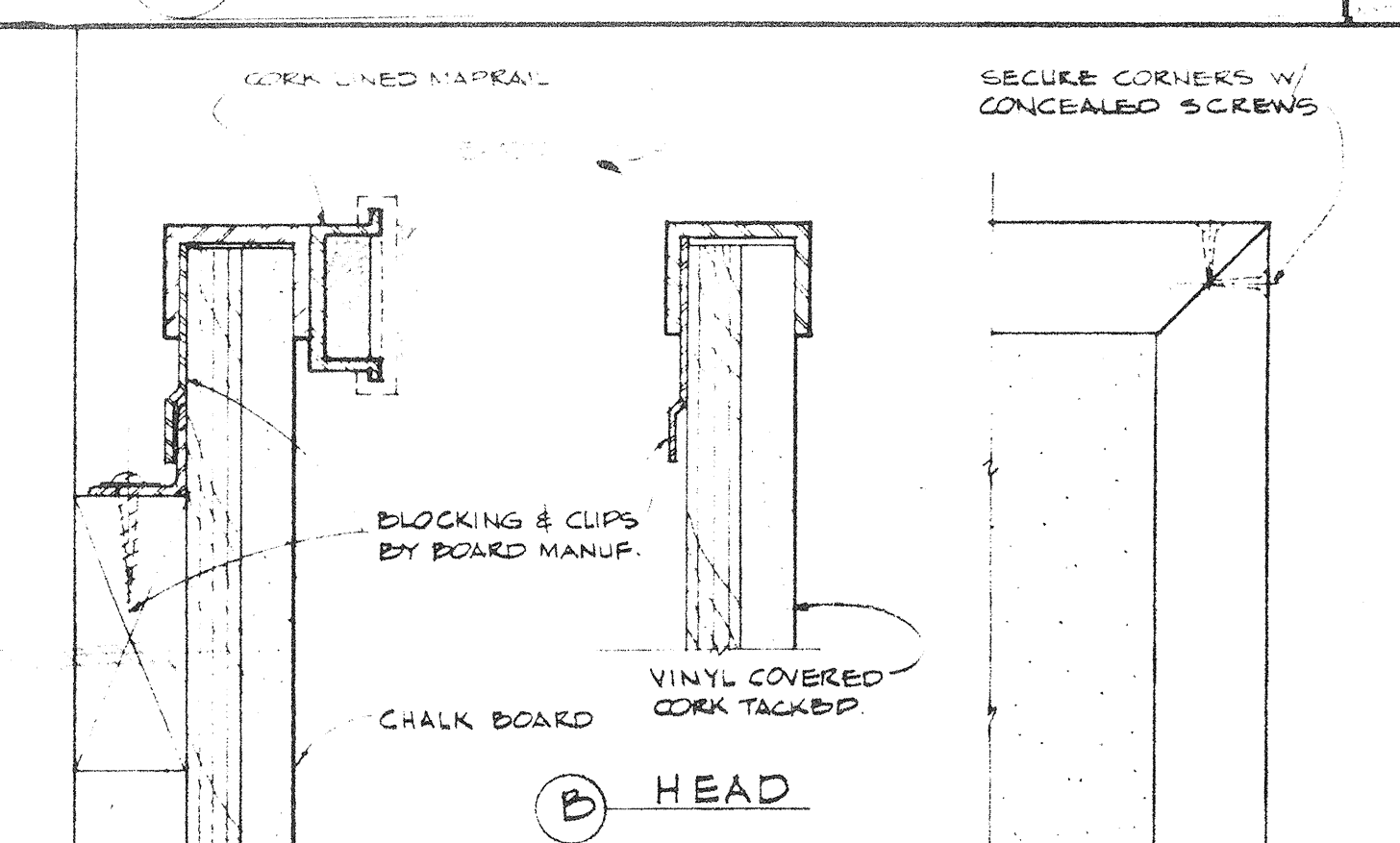
2B DUTCH DOOR SHELF
3' x 1' 0"

2C PLAN VIEW
3' x 1' 0"

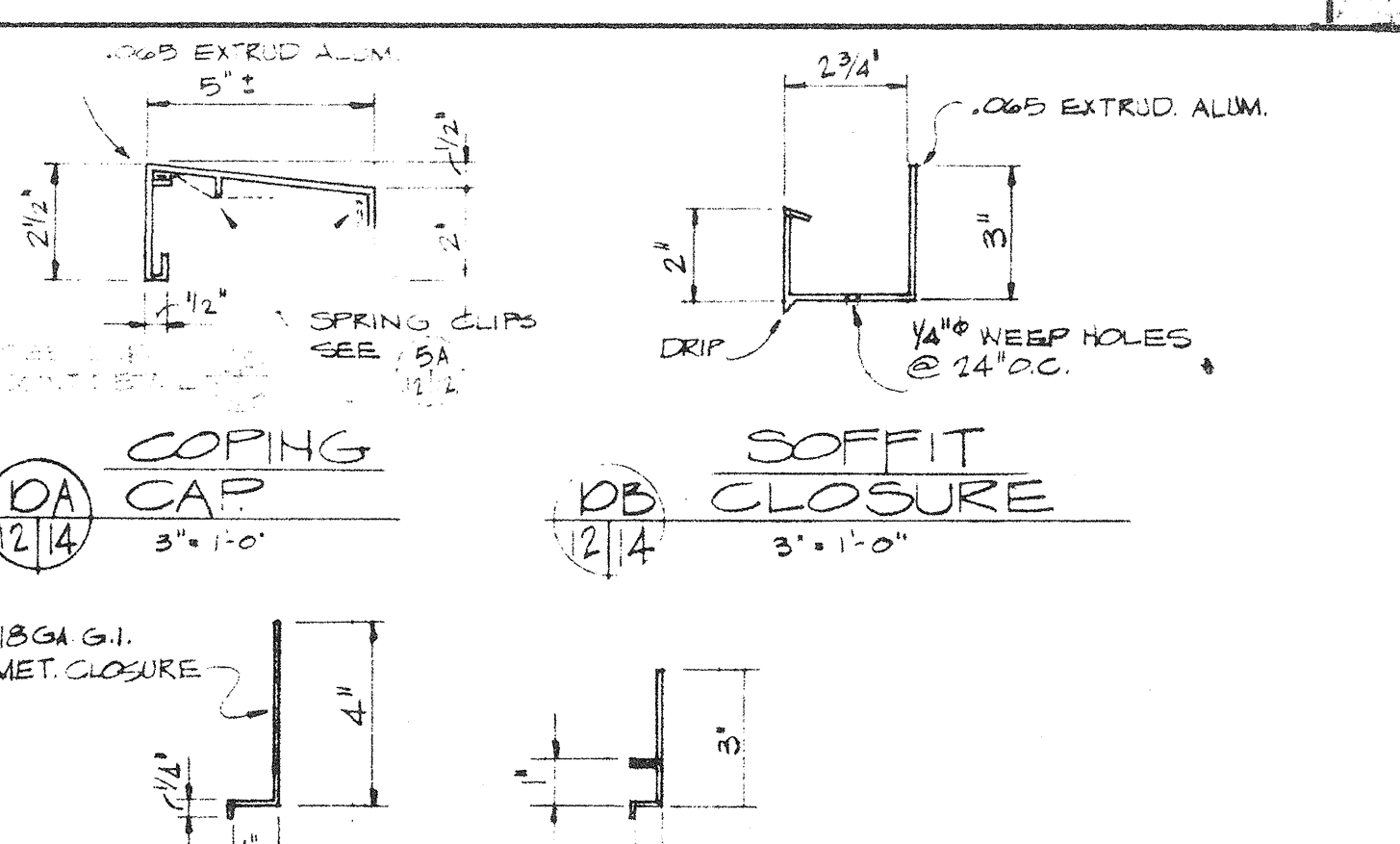


6A FIRE EXTING. CAB.
5' 1/2" x 1' 0"

6B FIRE ALARM SIGN
5' 1/2" x 1' 0"



8A CHALK & TACKBOARD DETAIL
7' 1/4" x 1' 0"



10A COPING CAP
3' x 1' 0"

10B SOFFIT CLOSURE
3' x 1' 0"

10C G.I. METAL CLOSURES
3' x 1' 0"

10D G.I. METAL CLOSURES
3' x 1' 0"

13-01R ADD #1

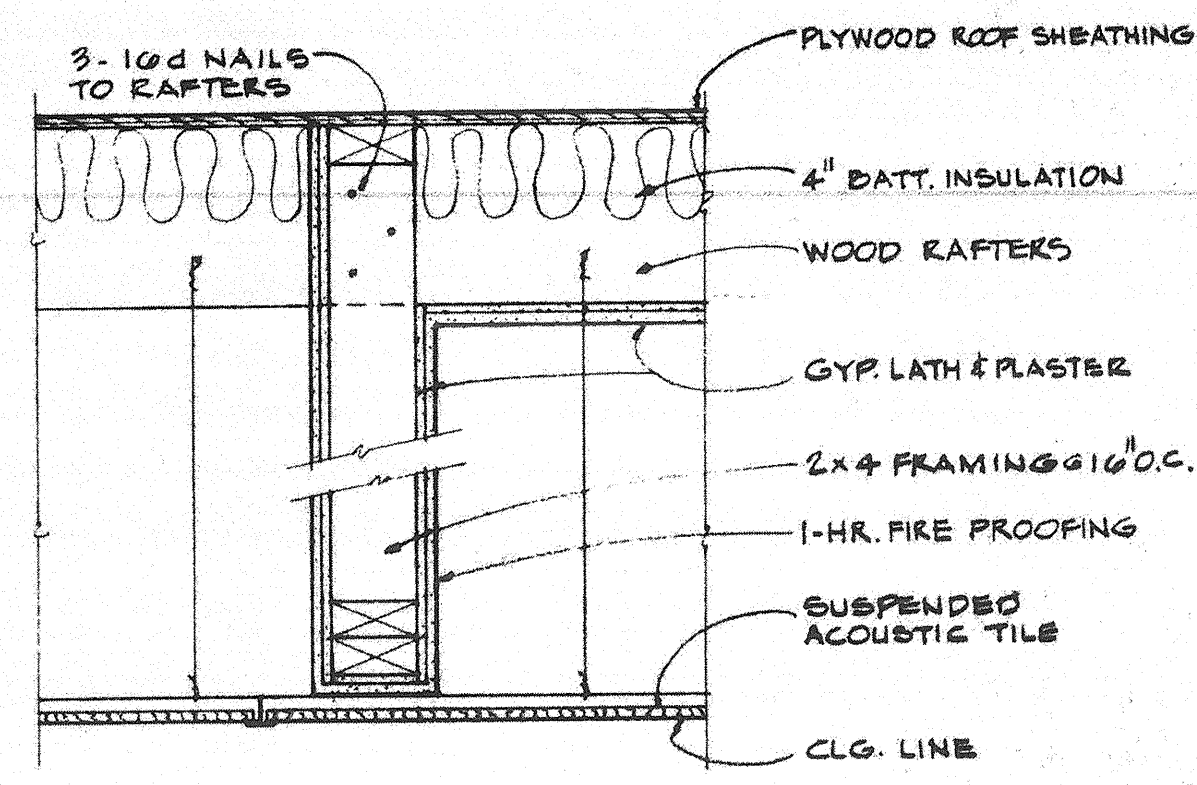
DMJM
DANIEL, MANN, JOHNSON, & MENDENHALL
3325 WILSHIRE BLVD. • LOS ANGELES, CALIF. 90005 • DUNKIRK 1-3663
PLANNING & ARCHITECTURE & ENGINEERING & SYSTEMS

PREPARED FOR
SIMI VALLEY UNIFIED SCHOOL DISTRICT
VENTURA COUNTY
CALIFORNIA

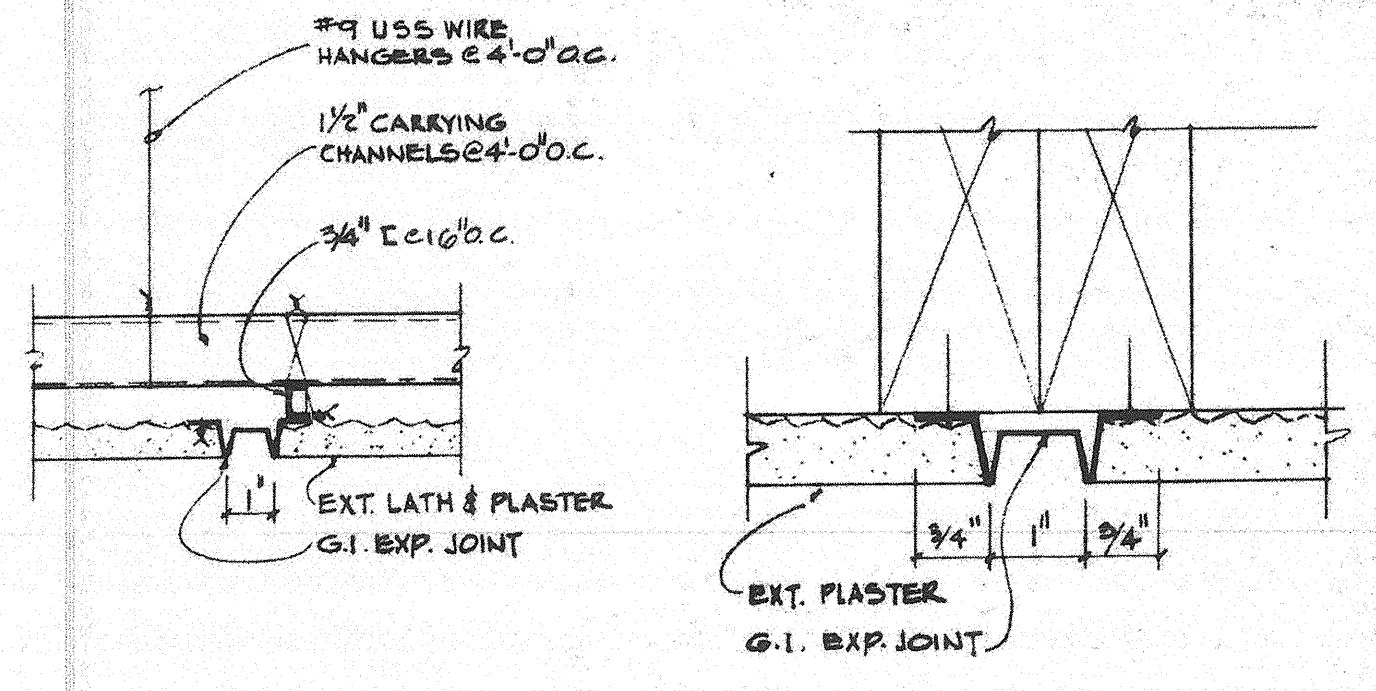
JOB TITLE
OFFICE SUPERVISOR
SHEET TITLE
MISCELLANEOUS DETAILS

VENTURA COUNTY SUPERINTENDENT OF SCHOOLS			
BY:	DATE:	REVISION	DATE
DATE:	DESCRIPTION	DATE	OPTIN
DRAWN BY	JOB NO.	CHECKED BY	SHEET NO.
APPROVED BY	DATE		

13-01R ADD #1

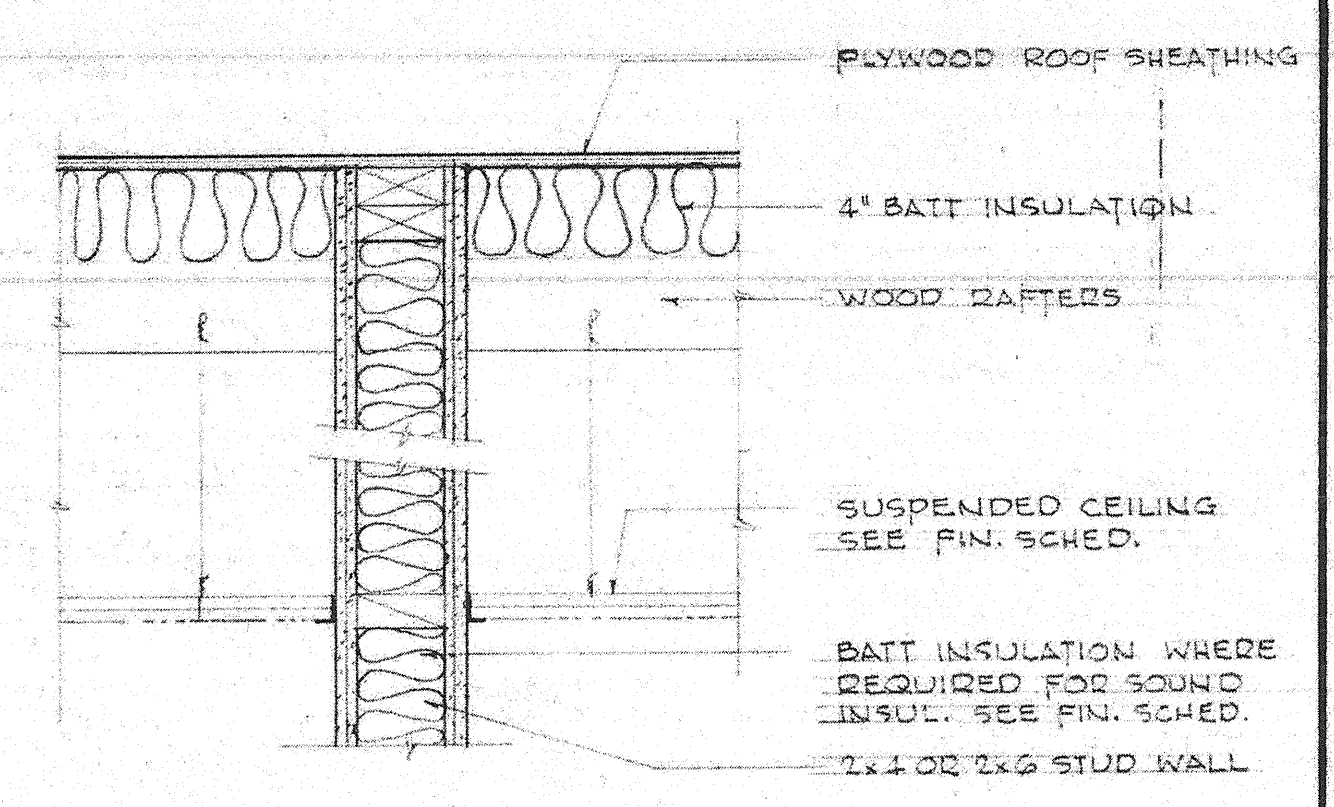


1A 1-Hour CLG. PARTITION
1 1/2" = 1'-0"

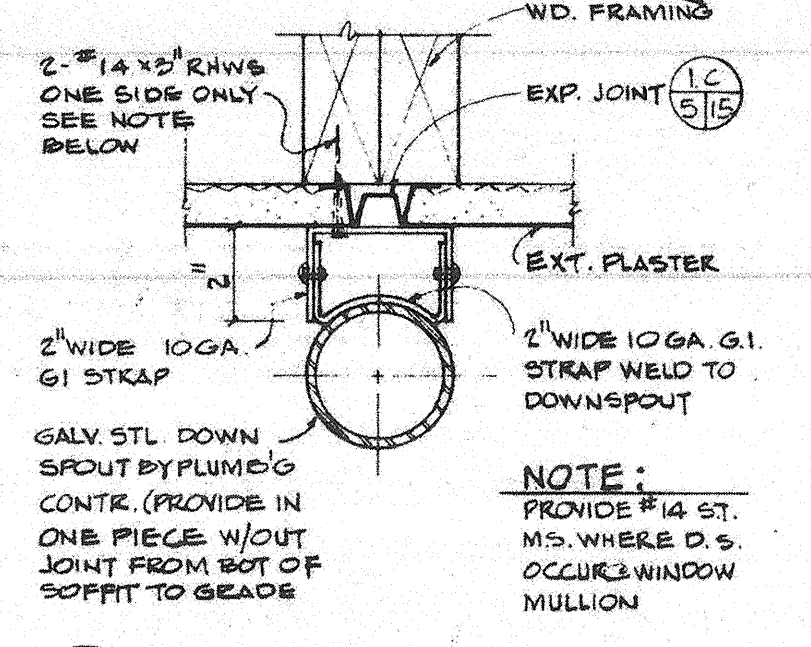


1B SOFFIT EXPANSION JOINT
3" = 1'-0"

1C WALL EXPANSION
1/2" SIZE

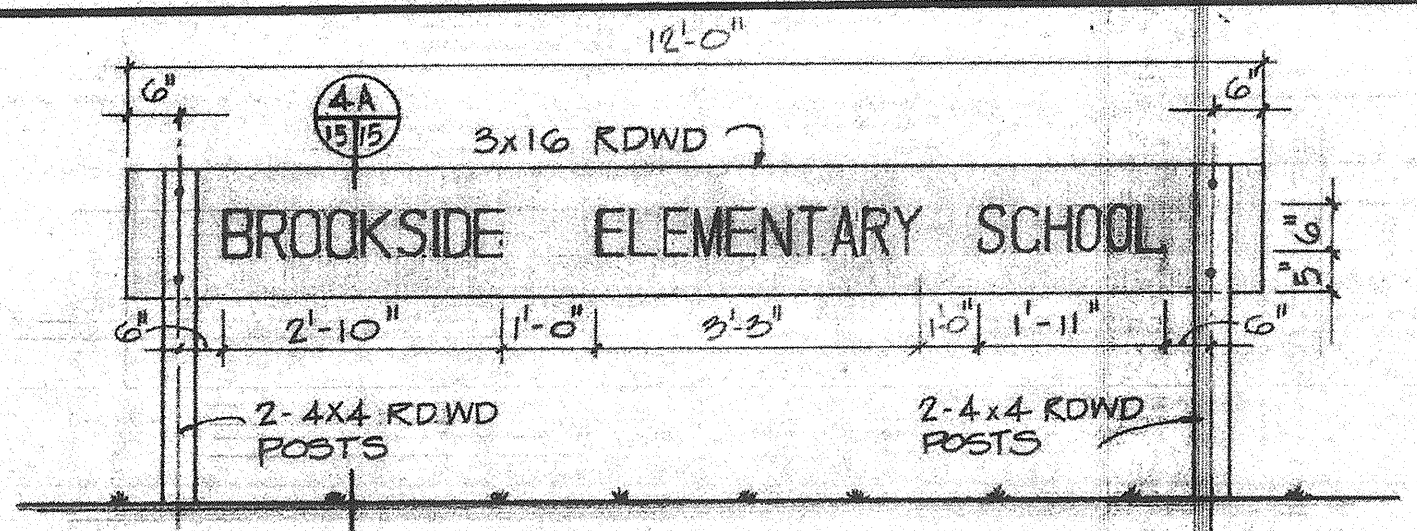


5A TYPICAL WALL SECTION
1 1/2" = 1'-0"

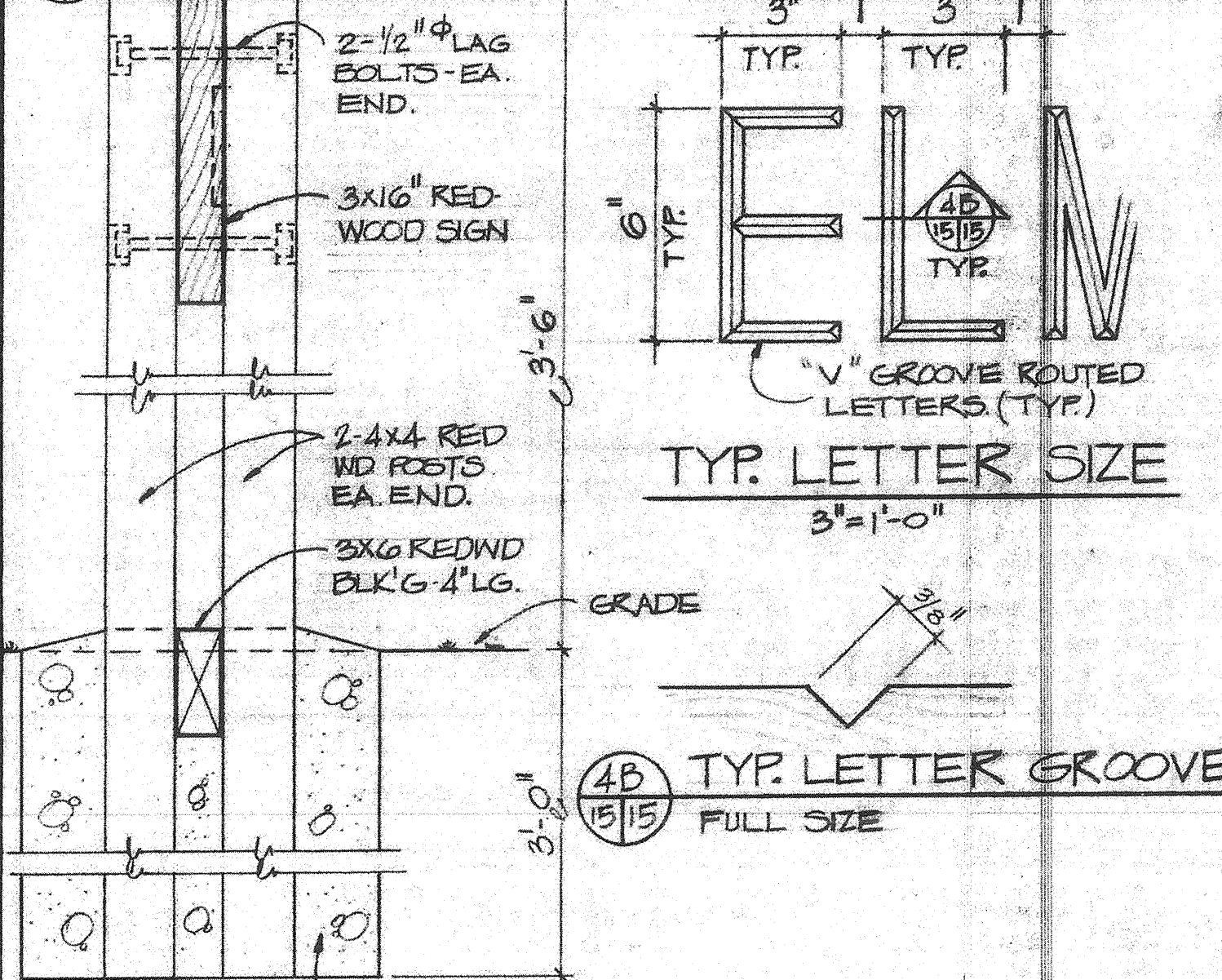


7A PLAN SECTION
3" = 1'-0"


7C ELEVATION
1 1/2" = 1'-0"
DOWNSPOUT DETAIL



4 SIGN ELEVATION
1 1/2" = 1'-0"



4B TYP. LETTER GROOVE FULL SIZE



4A SECTION
1 1/2" = 1'-0"
SCHOOL SIGN DETAILS

APPROVED
STATE FIRE MARSHAL
STATE OF CALIFORNIA
DATE: APR 18 1967
[Signature]

13-01R ADD #1

VENTURA COUNTY
SUPERINTENDENT OF SCHOOLS
DATE: 3-16-67

28 APR 18 1967
[Signature]

DMJM
[Signature]
C1096

DANIEL MANN, JOHNSON, & MENDENHALL
3325 WILSHIRE BLVD. · LOS ANGELES 5, CALIFORNIA · DUNKIRK 1-3663
PLANNING & ARCHITECTURE & ENGINEERING & SYSTEMS

SIMI VALLEY UNIFIED SCHOOL DISTRICT
VENTURA COUNTY CALIFORNIA

BROOKSIDE ELEMENTARY SCHOOL
MISCELLANEOUS DETAILS

JOB NO.	47-26-1
SHEET NO.	A-15
DATE	APR 18 1967

13-01R ADD #1